

Spin susceptibility of the topological superconductor UPt_3 from polarized neutron diffraction

W. J. Gannon* and W. P. Halperin

Department of Physics and Astronomy, Northwestern University, Evanston, Illinois 60660, USA

M. R. Eskildsen

Department of Physics, University of Notre Dame, Notre Dame, Indiana 46556, USA

Pengcheng Dai

Department of Physics and Astronomy, Rice University, Houston, Texas 77005, USA

U. B. Hansen and K. Lefmann

Niels Bohr Institute, University of Copenhagen, DK-2100 Copenhagen, Denmark

A. Stunault

Institut Laue Langevin, 71 Avenue des Martyrs, F-38042 Grenoble, France

(Received 21 May 2017; published 10 July 2017)

Experiment and theory indicate that UPt_3 is a topological superconductor in an odd-parity state, based in part from the temperature independence of the NMR Knight shift. However, quasiparticle spin-flip scattering near a surface, where the Knight shift is measured, might be responsible. We use polarized neutron scattering to measure the bulk susceptibility with $H \parallel c$, finding consistency with the Knight shift but inconsistency with theory for this field orientation. We infer that neither spin susceptibility nor a Knight shift are a reliable indication of odd parity.

DOI: [10.1103/PhysRevB.96.041111](https://doi.org/10.1103/PhysRevB.96.041111)

Broad interest in topological superconductivity stems in part from the recognition that this class of superconductors can host Majorana fermionic excitations of special importance for quantum information processing [1]. The first discovery of such a material in 1972 was superfluid ^3He , an odd-parity, Cooper-paired superfluid with a $k_x \pm ik_y p$ -wave orbital order parameter [2,3]. More than a decade later, evidence for two other three-dimensional quantum materials, UPt_3 [4,5] and Sr_2RuO_4 [6,7], was reported. These are now thought to be topological superconductors, which in this context means they have odd parity, chiral symmetry, and broken time-reversal symmetry that should host Majorana zero modes in vortex cores [8]. Support for odd parity comes in part from the temperature independence, or very weak temperature dependence at the lowest fields, of the NMR Knight shift, taken to be proportional to the spin susceptibility. This was observed for all magnetic field orientations [9–11], as is the case for the A phase of superfluid ^3He . However, temperature independence of the spin susceptibility for magnetic fields along the c axis of UPt_3 [12] is only possible if the spin-orbit interaction is negligible, contrary to expectations [13,14]. Since the Knight shift is measured only within a London penetration depth of the surface, it may not reflect bulk behavior, motivating our investigation of the bulk magnetic susceptibility using spin-polarized neutron diffraction.

A remarkable parallel between UPt_3 and superfluid ^3He is that both exhibit multiple superconducting phases. Based in part on the field-temperature phase diagram for UPt_3 [15],

Sauls proposed an f -wave order parameter of the form $k_z(k_x \pm ik_y)^2$ with E_{2u} symmetry [13]. A degeneracy in the manifold of possible f -wave states is lifted by a symmetry breaking field (SBF), thereby giving rise to three thermodynamically stable superconducting phases A , B , and C (Fig. 1). The origin of the SBF was associated [13] with antiferromagnetism that onsets at a temperature of 6 K [16], an order of magnitude higher than the superconducting transition of a pure crystal, $T_c = 0.56$ K [17]. Recent neutron scattering experiments show that the antiferromagnetism is not static and that most likely the antiferromagnetic fluctuations are responsible for the SBF [18,19]. For superfluid ^3He , strong coupling of quasiparticle interactions at pressures above the polycritical point at $P = 21$ bar corresponds to the SBF that stabilizes the chiral A phase with respect to the fully gapped B phase [20,21].

The most recent experimental evidence for the assignment of E_{2u} symmetry to the order parameter for UPt_3 comes from phase-sensitive measurements of Josephson tunneling in the B phase [22] and the directional tunneling study of nodal structure in the A phase [23]. Moreover, polar Kerr effect experiments [24] have identified the B phase as breaking time-reversal symmetry, absent in the A phase, consistent with the E_{2u} theory of Sauls [13] for which only the B phase has chiral symmetry. These results are complemented by measurements of the linear temperature dependence of the London penetration depth from magnetization [25,26] and small angle neutron scattering [27], consistent with the nodal structure of the energy gap in this theory. On the other hand, measurements of the angle dependence of thermal conductivity [28] have been interpreted in terms of a time-reversal symmetric, f -wave order parameter structure with E_{1u} symmetry, at odds with the other experimental work listed

*Present address: Department of Physics and Astronomy, Texas A&M University, College Station, Texas, 77843, USA.

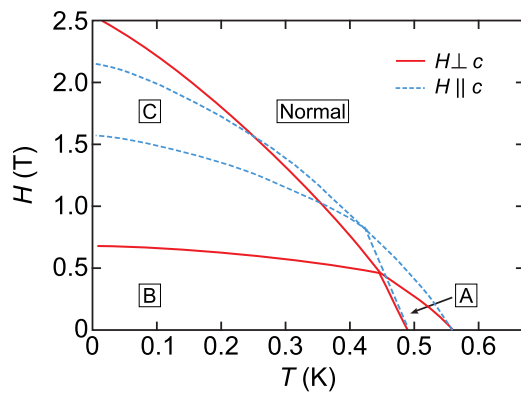


FIG. 1. Schematic of the phase diagram of UPt_3 showing the superconducting A, B, and C phases for magnetic fields perpendicular (parallel) to the c axis [red (blue dashed) curves], taken in part from Adenwalla *et al.* [15], adjusted at $H = 0$ and for $H(T \approx 50 \text{ mK})$ from measurements on high-purity crystals in this and earlier work [17].

above. Nonetheless, the preponderance of evidence favors the E_{2u} symmetry assignment.

The motivation for the present work is to investigate the spin susceptibility, and the importance of the spin-orbit interaction, since this bears on the question of the assignment of odd parity to UPt_3 . An odd-parity superconductor should be in a spin-triplet state. In the presence of a significant spin-orbit interaction, it is natural to take the direction for orbital quantization parallel to the c axis for both UPt_3 and Sr_2RuO_4 , forcing the spin quantization axis to be perpendicular, i.e., in the ab plane. As a consequence, for magnetic fields H in the basal plane, the spin susceptibility will be temperature independent, and equal to the normal state susceptibility. However, with $H \parallel c$ it would be expected to be strongly temperature dependent, similar to the behavior of the susceptibility in a spin-singlet state of a conventional superconductor, approaching zero at low temperatures. This is not observed in NMR Knight shift experiments. Rather, the Knight shift for UPt_3 was found to be temperature independent with at most a decrease of 0.08% (4% of the Knight shift), irrespective of the orientation of the magnetic field relative to the crystal [10,11]. We note that in the case of Sr_2RuO_4 , NMR measurements of the spin susceptibility in the superconducting state have only been made with the magnetic field in the ab plane [9,29,30] owing to an extremely small upper critical field for $H \parallel c$, $\approx 0.1 \text{ T}$ [29].

The temperature independence of the Knight shift of UPt_3 for all orientations of the magnetic field can only be accounted for theoretically by assuming a weak spin-orbit interaction. This was proposed by Ohmi and Machida *et al.* [31,32], although it seems unlikely given the large atomic mass of the constituents in UPt_3 and concomitant strength of the spin-orbit coupling. Moreover, the observed Pauli limiting of the upper critical field [5,33], selectively for $H \parallel c$, indicates that the orbital quantization axis is locked to the c axis by a significant spin-orbit interaction [13,14,34]. In this case, the interpretation of the NMR Knight shift must be incorrect. One possibility is that for superconductors with a spin-orbit interaction, spin-flip scattering from the surface might account

for the temperature independence of the ^{195}Pt Knight shift [35], which is measured only within a London penetration depth of the surface ($\lambda_c \sim 4000 \text{ \AA}$, $\lambda_{ab} \sim 7000 \text{ \AA}$) [27]. Consequently, it is important to determine the spin susceptibility by other means, such as polarized neutrons that penetrate into the bulk superconductor with only modest attenuation of the beam intensity. This is the approach we take here.

In previous work we measured the magnetic susceptibility with $H \perp c$ using polarized neutron scattering for a UPt_3 crystal with high purity, a residual resistance ratio (RRR) of 600, and mass 15 g [36]. We found that the spin susceptibility is temperature independent in the superconducting state for this orientation, consistent with Knight shift results [10,11]. Here, we extend these measurements for $H \parallel c$ with a smaller crystal, 0.4 g, of even higher purity grown at Northwestern University (RRR = 900) [18], for which a strong temperature dependence of the susceptibility is expected from the E_{2u} theory for odd-parity superconductivity with angular momentum locked to the c axis [13].

Neutron scattering experiments were conducted on the polarized neutron two-axis diffractometer (D3) at the Institut Laue Langevin [37]. The bulk magnetization was determined by measuring the neutron spin-flipping ratio R at the (1,0,0) nuclear Bragg reflection, as described in more detail in previous work [18,36]. Here, R is defined as the ratio of the scattering cross sections for incident neutrons with spins parallel and antiparallel to the applied magnetic field, and an arbitrary final spin state in each case [38]. This procedure was pioneered by Shull and Wedgwood for V_3Si [39], and has been used to investigate the spin susceptibility of UPt_3 and Sr_2RuO_4 for $H \perp c$ [27,30,40].

The flipping ratio can be expressed as [38]

$$1 - R = \frac{2\gamma r_0}{\mu_B} \frac{M_{\parallel}(\mathbf{q})}{F_N(\mathbf{q})}, \quad (1)$$

in the limit $R \lesssim 1$. The nuclear structure factor is $F_N(\mathbf{q})$ for a reflection being measured at wave vector \mathbf{q} and $M_{\parallel}(\mathbf{q})$ is the corresponding Fourier component of magnetization parallel to the applied field. Here, γ is the neutron gyromagnetic ratio, r_0 is the classical radius of the electron, and μ_B the Bohr magneton. The (1,0,0) reflection is ideally suited for measurements of the flipping ratio, because it is a relatively weak nuclear reflection and has the smallest possible \mathbf{q} for the present scattering configuration, maximizing $1 - R$ in Eq. (1).

The results at two magnetic fields, $H = 0.4$ and 1.0 T , are shown in Fig. 2. Within the statistical error of the measurement, the flipping ratio is found to be temperature independent. This indicates that the magnetization along the crystal c axis does not change with temperature across the superconducting-normal transition, or for transitions between the different superconducting phases.

In order to determine the susceptibility from the magnetization M , we examined its field dependence, shown in Fig. 3 normalized to the value at 1.0 T . This is found to be strictly proportional to the field. Consequently, the magnetic susceptibility can be taken to be $\chi = M/B$. The proportionality of the magnetization with the field indicates that the nonlinear diamagnetism from the Meissner screening currents in the superconducting state is insignificant. This

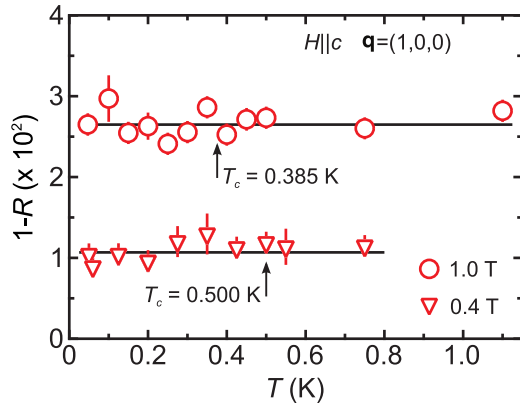


FIG. 2. One minus the flipping ratio R as a function of temperature for the nuclear Bragg reflection $(1,0,0)$ at several magnetic fields: 0.4 T (triangles) and 1.0 T (circles). Black lines show the average value of $1 - R$ at each field.

is different from other compounds such as V_3Si or Sr_2RuO_4 for which polarized neutrons have been used to explore the superconducting state [30,39]. These materials have a significant contribution from diamagnetism which must be considered. We have calculated the diamagnetism from Ginzburg-Landau theory [41] and find that in UPt_3 it is negligible, consistent with the linear behavior in Fig. 3.

In principle, we can determine the absolute magnetization directly from our measurements using Eq. (1). However, this neglects potential complications such as extinction, neutron absorption, and depolarization of the incident neutron beam, in addition to the inherent \mathbf{q} dependence which reflects the electronic orbital configuration contributing to the underlying magnetism being probed [38]. In a system with a local moment magnetic character, the \mathbf{q} dependence is straightforward to include with a form factor, typically calculated in the dipole approximation for the electron orbitals responsible for the underlying magnetism [45]. However, the present measurements are for very strongly correlated electronic

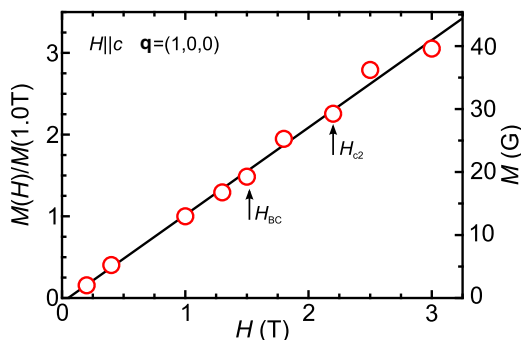


FIG. 3. Magnetization as a function of magnetic field. At 0.4 and 1.0 T where the temperature dependence was measured, we show the average for $T < T_c$; for all other fields the results are for $T \approx 50$ mK. The proportionality to the magnetic field indicates that the susceptibility can be taken to be $\chi = M/B$, and that the diamagnetic magnetization from the Meissner screening in the superconducting state is negligible. The arrows indicate the magnetic field for the transition from the B to C phase and the upper critical field.

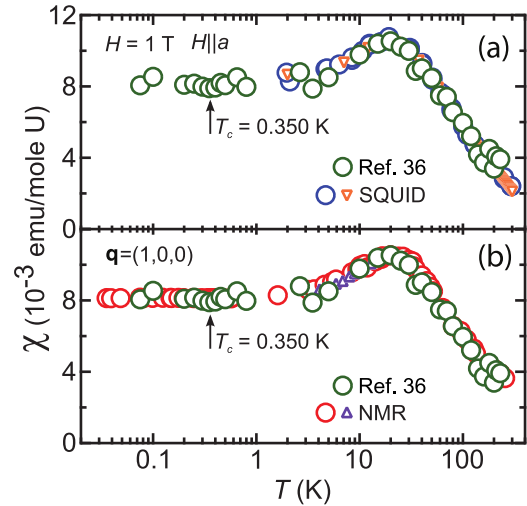


FIG. 4. (a) Magnetic susceptibility measured by polarized neutron diffraction (solid green circles) for $H \perp c$ [36], SQUID measurements (open orange triangles) [36], and susceptibility measurements (open blue circles) [42]. (b) Susceptibility calculated from the Knight shift (open red circles [10,43] and open purple triangles [44]). The statistical error for the susceptibility measured by neutron scattering is approximately the size of the green circles. (Figure taken from Ref. [36].)

states between U and Pt [5]—possibly requiring a substantial correction to the overall magnitude of the form factor [38,46]. A straightforward approach that avoids such complications is to compare our polarized neutron measurements of M with superconducting quantum interference device (SQUID) magnetization measurements that inherently probe the total magnetization at $q = 0$ and which we have performed on similar crystals. The normal state magnetization is strongly temperature dependent, particularly for $H \perp c$, as can be seen in Fig. 4(a). We have measured the temperature dependence of the flipping ratio at the $(1,0,0)$ reflection for $H = 1.0$ T from 2 to 230 K for this orientation and find that it scales directly with our SQUID measurements. Normalization of the raw data in the form of $1 - R$ by a constant factor gives the absolute magnetization plotted in Figs. 4(a) and 4(b). We find that the normalization needed for $H \parallel c$ (Fig. 5) is precisely the same as that from our measurements with $H \perp c$.

In Fig. 4(a), reproduced from our earlier work [36], we show the complete temperature dependence of the susceptibility from neutron scattering at 1.0 T along with our SQUID measurements including earlier susceptibility measurements from Frings *et al.* [42]. They are all in excellent agreement in the normal state. Throughout the entire temperature range, the neutron scattering measurements are consistent with the NMR Knight shift and show unambiguously that there is negligible temperature dependence of the spin susceptibility in the superconducting state. The results for $H \parallel c$ with the smaller crystal are shown in Fig. 5, and the agreement between NMR and polarized neutron scattering is again excellent to within statistical error. The accuracy is less for this orientation since the magnetization and Knight shifts are approximately two times smaller than for $H \perp c$. In both cases, the total susceptibility is shown and the susceptibility determined from

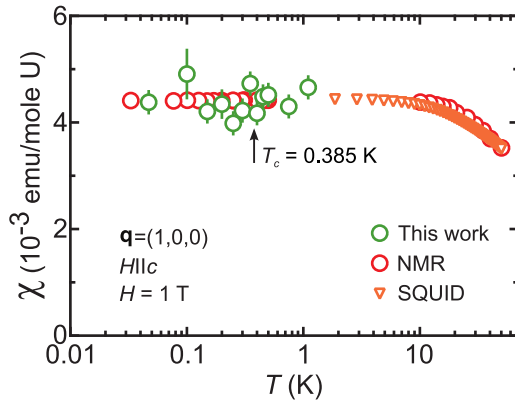


FIG. 5. Magnetic susceptibility measured by polarized neutron diffraction for $H \parallel c$ (solid green circles). The symbol notation is the same as for Fig. 4.

the Knight shifts is corrected to include the temperature-independent Van Vleck susceptibility, as described in more detail by Gannon *et al.* [18,36]. Consequently, we conclude that the temperature independence of the spin susceptibility in the superconducting state reported by Tou *et al.* [10,11] from ^{195}Pt NMR Knight shifts reflects a bulk property of UPt_3 .

There are two scenarios for the interpretation of these measurements. The first is that the spin-orbit interaction is negligible and there is no spin-momentum locking [12]. In this case, the upper critical field anisotropy cannot be explained by Pauli limiting for fields along the c axis, and the theoretical model is time-reversal symmetric, at odds with most experiments. The second scenario, which is consistent with most experimental evidence and the model for odd-parity superconductivity [13,14], is that the temperature independence of the susceptibility is not related to the symmetry of the superconducting state.

We have considered other sources of temperature-independent behavior of the bulk susceptibility. For example, there are prism-plane stacking faults spread throughout our UPt_3 crystals (see the Supplemental Material) [47] that are apparently responsible for anisotropic quasiparticle scattering [17]. However, quasiparticle spin-flip scattering from defects, associated with a strong spin-orbit interaction, cannot explain the temperature independence. This mechanism [35] requires the spin-orbit scattering length to be of the order of the coherence length and is not possible for a superconductor in the clean limit [17]. Magnetic fluctuations clearly exist throughout the bulk in the superconducting state [16,19], but it is not clear what role they may play.

More likely, given the complicated Fermi surface, there are two components to the electronic susceptibility, the dominant one being related to the hybridized local moments evolving from the $5f$ orbitals of uranium which overshadow a second contribution from itinerant electrons responsible for superconductivity. In this case, the temperature independence of the bulk susceptibility and Knight shift cannot be taken as an indication of odd-parity superconductivity. By extension, this result might be relevant for other superconducting materials with a temperature-independent Knight shift.

Research support was provided by the US Department of Energy, Office of Basic Energy Sciences, Division of Materials Sciences and Engineering, under Awards No. DE-FG02-05ER46248 (Northwestern University), No. DE-SC0005051 (University of Notre Dame), and No. DE-SC0012311 (Rice University), and from the Danish Council for Independent Research, Natural Sciences, through DANSCATT. We acknowledge assistance with crystal growth and characterization from J. Pollanen, C. A. Collett, A. Zimmerman, and J. Li. We thank E. Schemm and A. Kapitulnik for providing the AFM image, and we are grateful to ILL for their hospitality and support and to J. Sauls, K. Avers, and V. Mitrovic for helpful discussions.

- [1] C. W. J. Beenakker, *Annu. Rev. Condens. Matter Phys.* **4**, 113 (2013).
- [2] D. D. Osheroff, R. C. Richardson, and D. M. Lee, *Phys. Rev. Lett.* **28**, 885 (1972).
- [3] D. D. Osheroff, W. J. Gully, R. C. Richardson, and D. M. Lee, *Phys. Rev. Lett.* **29**, 920 (1972).
- [4] G. R. Stewart, Z. Fisk, J. O. Willis, and J. L. Smith, *Phys. Rev. Lett.* **52**, 679 (1984).
- [5] R. Joynt and L. Taillefer, *Rev. Mod. Phys.* **74**, 235 (2002).
- [6] Y. Maeno, H. Hashimoto, K. Yoshida, S. Nishizaki, T. Fujita, J. Bednorz, and F. Lichtenberg, *Nature (London)* **372**, 532 (1994).
- [7] A. Mackenzie and Y. Maeno, *Rev. Mod. Phys.* **75**, 657 (2003).
- [8] D. A. Ivanov, *Phys. Rev. Lett.* **86**, 268 (2001).
- [9] K. Ishida, H. Mukuda, Y. Kitaoka, K. Asayama, Z. Q. Mao, Y. Mori, and Y. Maeno, *Nature (London)* **396**, 658 (1998).
- [10] H. Tou, Y. Kitaoka, K. Asayama, N. Kimura, Y. Onuki, E. Yamamoto, and K. Maezawa, *Phys. Rev. Lett.* **77**, 1374 (1996).
- [11] H. Tou, Y. Kitaoka, K. Ishida, K. Asayama, N. Kimura, Y. Onuki, E. Yamamoto, Y. Haga, and K. Maezawa, *Phys. Rev. Lett.* **80**, 3129 (1998).
- [12] K. M. Y. Tsutsumio, T. Ohmi, and M. Ozaki, *J. Phys. Soc. Jpn.* **81**, 074717 (2012).
- [13] J. A. Sauls, *Adv. Phys.* **43**, 113 (1994).
- [14] M. J. Graf, S. K. Yip, and J. A. Sauls, *Phys. Rev. B* **62**, 14393 (2000).
- [15] S. Adenwalla, S. W. Lin, Q. Z. Ran, Z. Zhao, J. B. Ketterson, J. A. Sauls, L. Taillefer, D. G. Hinks, M. Levy, and B. K. Sarma, *Phys. Rev. Lett.* **65**, 2298 (1990).
- [16] G. Aeppli, E. Bucher, C. Broholm, J. K. Kjems, J. Baumann, and J. Hufnagl, *Phys. Rev. Lett.* **60**, 615 (1988).
- [17] J. B. Kycia, J. I. Hong, M. J. Graf, J. A. Sauls, D. N. Seidman, and W. P. Halperin, *Phys. Rev. B* **58**, R603 (1998).
- [18] W. J. Gannon, Neutron scattering experiments with the unconventional superconductor UPt_3 , Ph.D. thesis, Northwestern University, 2013.
- [19] S. Carr and P. Dai (private communication).
- [20] A. J. Leggett, *Rev. Mod. Phys.* **47**, 331 (1975).

- [21] J. C. Wheatley, *Rev. Mod. Phys.* **47**, 415 (1975).
- [22] J. D. Strand, D. J. Van Harlingen, J. B. Kycia, and W. P. Halperin, *Phys. Rev. Lett.* **103**, 197002 (2009).
- [23] J. D. Strand, D. J. Bahr, D. J. V. Harlingen, J. P. Davis, W. J. Gannon, and W. P. Halperin, *Science* **328**, 1368 (2010).
- [24] E. R. Schemm, W. J. Gannon, C. M. Wishne, W. P. Halperin, and A. Kapitulnik, *Science* **345**, 190 (2014).
- [25] P. J. C. Signore, B. Andracka, M. W. Meisel, S. E. Brown, Z. Fisk, A. L. Giorgi, J. L. Smith, F. Gross-Alltag, E. A. Schuberth, and A. A. Menovsky, *Phys. Rev. B* **52**, 4446 (1995).
- [26] S. Schöttl, E. A. Schuberth, K. Flachbart, J. B. Kycia, J. I. Hong, D. N. Seidman, W. P. Halperin, J. Hufnagl, and E. Bucher, *Phys. Rev. Lett.* **82**, 2378 (1999).
- [27] W. J. Gannon, W. P. Halperin, C. Rastovski, K. J. Schlesinger, J. Hlevyack, M. R. Eskildsen, A. B. Vorontsov, J. Gavilano, U. Gasser, and G. Nagy, *New J. Phys.* **17**, 023041 (2015).
- [28] Y. Machida, A. Itoh, Y. So, K. Izawa, Y. Haga, E. Yamamoto, N. Kimura, Y. Onuki, Y. Tsutsumi, and K. Machida, *Phys. Rev. Lett.* **108**, 157002 (2012).
- [29] K. Ishida, H. Mukuda, Y. Kitaoka, Z. Q. Mao, H. Fukazawa, and Y. Maeno, *Phys. Rev. B* **63**, 060507 (2001).
- [30] J. A. Duffy, S. M. Hayden, Y. Maeno, Z. Mao, J. Kulda, and G. J. McIntyre, *Phys. Rev. Lett.* **85**, 5412 (2000).
- [31] T. Ohmi and K. Machida, *J. Phys. Soc. Jpn.* **65**, 4018 (1996).
- [32] K. Machida, T. Nishira, and T. Ohmi, *J. Phys. Soc. Jpn.* **68**, 3364 (1999).
- [33] B. S. Shivaram, T. F. Rosenbaum, and D. G. Hinks, *Phys. Rev. Lett.* **57**, 1259 (1986).
- [34] C. H. Choi and J. A. Sauls, *Phys. Rev. Lett.* **66**, 484 (1991).
- [35] A. A. Abrikosov and L. P. Gor'kov, *Sov. Phys. JETP* **15**, 752 (1962).
- [36] W. J. Gannon, W. P. Halperin, C. Rastovski, M. R. Eskildsen, P. Dai, and A. Stunault, *Phys. Rev. B* **86**, 104510 (2012).
- [37] W. J. Gannon, P. Dai, M. R. Eskildsen, W. P. Halperin, U. B. Hansen, K. Lefmann, C. Rastovski, and A. Stunault, Spin susceptibility of UPt_3 , Institut Laue-Langevin (ILL) (2013).
- [38] G. L. Squires, *Introduction to the Theory of Thermal Neutron Scattering* (Cambridge University Press, Cambridge, UK, 1978).
- [39] C. G. Shull and F. A. Wedgwood, *Phys. Rev. Lett.* **16**, 513 (1966).
- [40] C. Stassis, J. Arthur, C. F. Majkrzak, J. D. Axe, B. Batlogg, J. Remeika, Z. Fisk, J. L. Smith, and A. S. Edelstein, *Phys. Rev. B* **34**, 4382 (1986).
- [41] E. H. Brandt, *Phys. Rev. B* **68**, 054506 (2003).
- [42] P. H. Frings, J. J. M. Franse, F. R. de Boer, and A. Menovsky, *J. Magn. Magn. Mater.* **31-34**, 240 (1983).
- [43] Y. Kohori, M. Kyogaku, T. Kohara, K. Asayama, H. Amitsuka, and Y. Miyako, *J. Magn. Magn. Mater.* **90-91**, 510 (1990).
- [44] M. Lee, G. F. Moores, Y. Q. Song, W. P. Halperin, W. W. Kim, and G. R. Stewart, *Phys. Rev. B* **48**, 7392 (1993).
- [45] P. J. Brown, in *International Tables for Crystallography*, edited by E. Prince (Springer, New York, 2006), Vol. C, Parts 4 and 6.
- [46] I. A. Zaliznyak and S.-H. Lee, in *Modern Techniques for Characterizing Magnetic Materials*, edited by Y. Zhu (Springer, New York, 2005).
- [47] See Supplemental Material at <http://link.aps.org/supplemental/10.1103/PhysRevB.96.041111> showing evidence of stacking faults.