

Measurement of the rapidity and transverse momentum distributions of Z bosons in pp collisions at $\sqrt{s}=7$ TeV

S. Chatrchyan *et al.**

(CMS Collaboration)

(Received 23 October 2011; published 7 February 2012)

Measurements of the normalized rapidity (y) and transverse-momentum (q_T) distributions of Drell–Yan muon and electron pairs in the Z -boson mass region ($60 < M_{\ell\ell} < 120$ GeV) are reported. The results are obtained using a data sample of proton-proton collisions at a center-of-mass energy of 7 TeV, collected by the CMS experiment at the Large Hadron Collider (LHC), corresponding to an integrated luminosity of 36 pb^{-1} . The distributions are measured over the ranges $|y| < 3.5$ and $q_T < 600$ GeV and compared with quantum chromodynamics (QCD) calculations using recent parton distribution functions to model the momenta of the quarks and gluons in the protons. Overall agreement is observed between the models and data for the rapidity distribution, while no single model describes the Z transverse-momentum distribution over the full range.

DOI: [10.1103/PhysRevD.85.032002](https://doi.org/10.1103/PhysRevD.85.032002)

PACS numbers: 13.60.Hb, 13.38.Dg, 13.85.Qk

I. INTRODUCTION

The production of Z and W bosons, which may be identified through their leptonic decays, is theoretically well described within the framework of the standard model. Total and differential cross sections have been calculated to next-to-next-to-leading-order (NNLO) [1,2]. The dominant uncertainties in the calculations arise from imperfect knowledge of the parton distribution functions (PDFs), from the uncertainty in the strong-interaction coupling α_s , and from the choice of quantum chromodynamics (QCD) renormalization and factorization scales. Measurements of the inclusive Z and W production cross sections performed by the Compact Muon Solenoid (CMS) experiment [3] show agreement with the latest theoretical predictions both for the absolute values and for the ratios W^+/W^- and W/Z . Likewise, agreement is found for the measurement of the dilepton mass distribution over a wide range [4].

In this paper, we present measurements of the rapidity and transverse-momentum distributions for Drell–Yan muon and electron pairs in the Z -boson mass region ($60 < M_{\ell\ell} < 120$ GeV). The results are obtained from a sample of proton-proton collisions at a center-of-mass energy of 7 TeV, recorded by the CMS detector at the Large Hadron Collider (LHC) in 2010, which correspond to an integrated luminosity of $35.9 \pm 1.4 \text{ pb}^{-1}$. The measurement of the rapidity (y) and transverse-momentum (q_T) distributions of the Z -boson provides new information about the dynamics of proton collisions at high energies. The y distribution of

Z bosons is sensitive to the PDFs, particularly when measured in the forward region ($|y| > 2.5$), as done in this paper. The q_T spectrum provides a better understanding of the underlying collision process at low transverse momentum, and tests NNLO perturbative QCD predictions at high transverse-momentum. The distributions for y and Z are normalized by total cross sections within acceptance regions described below.

The rapidity is defined as $y = \frac{1}{2} \ln[(E + q_L)/(E - q_L)]$, where E is the energy of the Z -boson candidate and q_L is its longitudinal momentum along the anticlockwise beam axis (the z axis of the detector). The Z -boson y and q_T are determined from the lepton momenta, which can be measured with high precision in the CMS detector. The measured differential dimuon and dielectron cross sections are normalized to the inclusive Z cross section, thereby canceling several sources of systematic uncertainties.

The Z -boson y and q_T distributions have been measured by the Tevatron experiments [5–10]. In this paper, we report measurements which cover the range in rapidity up to 3.5 and in transverse momentum up to 600 GeV, a similar range to results recently reported by the ATLAS experiment [11,12]. The rapidity measurement is sensitive to the PDFs for proton momentum fractions (x) between 4×10^{-4} and 0.43.

II. THE CMS DETECTOR

The central feature of the CMS apparatus is a superconducting solenoid of 6 m internal diameter, providing a magnetic field of 3.8 T. Within the field volume are a silicon pixel and strip tracker, a crystal electromagnetic calorimeter (ECAL), and a brass/scintillator hadron calorimeter (HCAL). The inner tracker measures charged particle trajectories in the pseudorapidity range $|\eta| < 2.5$ and provides a transverse-momentum (p_T) resolution of about 1–2% for charged particles with p_T up to 100 GeV. The

*Full author list given at the end of the article.

Published by the American Physical Society under the terms of the [Creative Commons Attribution 3.0 License](https://creativecommons.org/licenses/by/3.0/). Further distribution of this work must maintain attribution to the author(s) and the published article's title, journal citation, and DOI.

pseudorapidity η is defined as $\eta = -\ln(\tan(\theta/2))$, where θ is the polar angle with respect to the anticlockwise beam direction. The electromagnetic calorimeter contains nearly 76000 lead-tungstate crystals that provide a coverage of $|\eta| < 1.48$ in a cylindrical barrel region and of $1.48 < |\eta| < 3.00$ in two endcap regions. The ECAL has an energy resolution of better than 0.5% for unconverted photons with transverse energies above 100 GeV. The energy resolution is 3% or better for electrons with $|\eta| < 2.5$. The regions ($3.0 < |\eta| < 5.0$) are covered by sampling Cherenkov calorimeters (HF) constructed with iron as the passive material and quartz fibers as the active material. The HF calorimeters have an energy resolution of about 10% for electron showers. Muons are detected in the range $|\eta| < 2.4$, with detection planes based on three technologies: drift tubes, cathode strip chambers, and resistive plate chambers. Matching segments from the muon system to tracks measured in the inner tracker results in a p_T resolution of between 1 and 5% for muons with p_T up to 1 TeV. Data are selected online using a two-level trigger system. The first level, consisting of custom hardware processors, selects events in less than 1 μ s, while the high-level trigger processor farm further decreases the event rate from around 100 kHz to about 300 Hz before data storage. A more detailed description of CMS can be found in Ref. [13].

III. ANALYSIS PROCEDURE, DATA SAMPLES, AND EVENT SELECTION

The differential cross section is determined in each y or q_T bin by subtracting from the number of detected events in a bin the estimated number of background events. The distributions are corrected for signal acceptance and efficiency and for the effects of detector resolution and electromagnetic final-state radiation (FSR) using an unfolding technique based on the inversion of a response matrix. The final result takes into account the bin width and is normalized by the measured total cross section.

The measurements of the rapidity and transverse-momentum spectra are based on samples of over 12000 Z -boson events reconstructed in each dilepton decay mode, and collected using high p_T single-lepton triggers. The lepton identification requirements used in the analysis are the same as those employed in the measurement of the inclusive W and Z cross sections [14]. For the Z -boson candidates selected, the pairs of leptons, ℓ , are required to have a reconstructed invariant mass in the range $60 < M_{\ell\ell} < 120$ GeV.

Muon events are collected using a trigger requiring a single muon, with a p_T threshold that was increased from 9 to 15 GeV in response to increasing LHC luminosity during the data-taking period. The two muon candidates with the highest p_T in the event are used to reconstruct a Z -boson candidate. Muons are required to have $p_T > 20$ GeV, $|\eta| < 2.1$, and to satisfy the standard CMS

muon identification criteria described in Ref. [14]. In addition, the two muons are required to be isolated by calculating the sum of additional track momenta (I_{trk}) and hadron calorimeter energy not associated with the muon (I_{HCAL}) in a cone $\Delta R = \sqrt{(\Delta\eta)^2 + (\Delta\phi)^2} < 0.3$ around the muon momentum direction, and requiring $p_T(I_{\text{trk}} + I_{\text{HCAL}})/p_T(\mu) < 0.15$. Information from the ECAL is not used as a criterion for isolation to avoid dependencies on FSR modeling [4]. At least one of the reconstructed muons must have triggered the event. The two muons in a pair are required to have opposite charges as determined by track curvature. The invariant mass distribution for selected events is shown in Fig. 1. We compare the kinematic distributions from the data and the simulations described below, and find that they agree within the model uncertainties.

Electrons are detected in either the ECAL or the HF. For this analysis, the acceptance for electrons is defined to be within the fiducial region of ECAL, which overlaps with the silicon tracker region, or in the fiducial region of the HF. Electrons in this analysis can thus be observed over pseudorapidity ranges of $|\eta| < 1.44$ (ECAL barrel), $1.57 < |\eta| < 2.50$ (ECAL endcaps), and $3.10 < |\eta| < 4.60$ (HF). The invariant mass distributions for selected events in the ECAL-ECAL and the ECAL-HF case are shown separately in Fig. 1. Events are selected online by a trigger requiring a single electron in the ECAL with $p_T \geq 17$ GeV. The two electron candidates with highest p_T in the event are used to reconstruct a Z -boson candidate, and at least one electron must be in the ECAL and have triggered the event. No requirement is applied on the charges of the electrons. Electrons are required to have $p_T \geq 20$ GeV. Electrons reconstructed in the ECAL must have a matching track pointing to the reconstructed electromagnetic cluster and to be isolated and satisfy the general CMS electron identification criteria as described in Ref. [14].

Electrons are reconstructed in the HF calorimeters from clusters of 3-by-3 towers centered on a seed tower with $p_T > 5$ GeV. Each tower provides both a measurement of total energy deposited and the energy deposited after the 12.5 radiation lengths (22 cm) of absorber closest to the interaction region. The two measurements are approximately equal for high-energy hadrons, while for electromagnetic particles the second measurement is typically a third of the total measured energy. Spurious signals from particles which pass directly through the phototube windows of the HF are rejected by requiring that the energy be shared among multiple towers. Electromagnetic clusters are selected by requiring the energy in the cluster to be at least 94% of the energy in the 5-by-5-tower region containing the cluster. A further selection is performed using the ratio of the two energy measurements and the ratio of the two most energetic towers in the cluster to the total cluster energy.

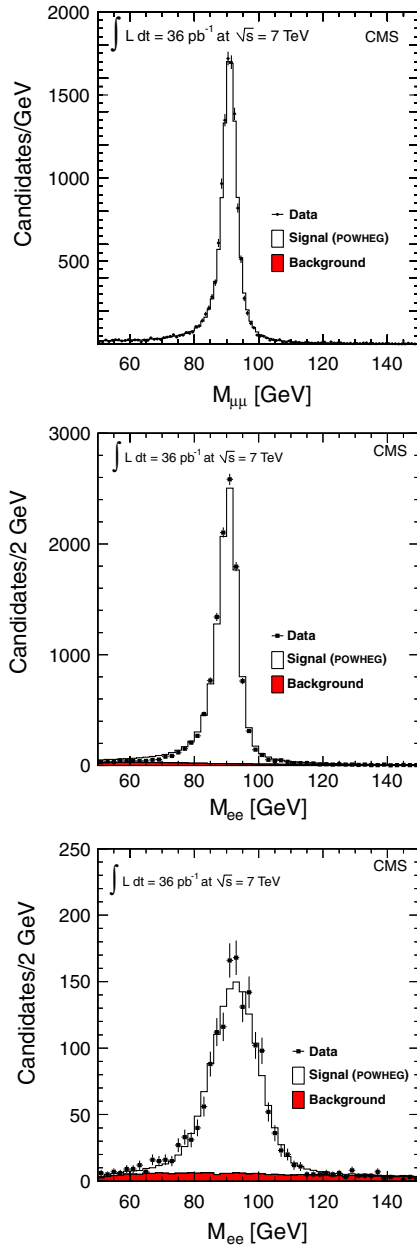


FIG. 1 (color online). Dilepton invariant mass distributions for the muon channel (top) and the electron channel (bottom). The bottom-left plot for the electron shows the invariant mass distribution for events with both electrons in the ECAL and the bottom-right for events with one electron in the ECAL and the other in the HF. Each plot shows the data observation compared to the signal as predicted by POWHEG on top of the background estimated from a combination of simulation and data. The background is very low in the muon channel.

The detector acceptance is obtained from the simulation of the Drell–Yan process generated with the POWHEG [15,16] matrix-element NLO generator which was interfaced with the PYTHIA (v. 6.422) [17] parton-shower event generator, using the CT10 parametrization of the PDFs [18] and the Z2 underlying event tune [19]. The Z2 tune,

which uses p_T -ordered showers, is the standard for CMS simulation and was tuned to the observed minimum-bias and underlying event characteristics at $\sqrt{s} = 7$ TeV [20]. The effect of electromagnetic FSR is simulated using PYTHIA. The factorization and renormalization scales in the POWHEG calculation are determined by $\sqrt{M_Z^2 + q_T^2}$. In the muon channel, acceptance and efficiency calculations for the signal are performed using the full GEANT40-based [21] detector simulation, with additional smearing added to correct for observed differences in resolution between data and simulation. For the electron channel, a parametrized simulation, matched to the resolution of the detector as measured in data, was used for efficiency and acceptance calculations. For the q_T measurement, the electron acceptance is restricted to $|\eta| < 2.1$ to match the muon acceptance.

The individual lepton detection and selection efficiencies are determined using a “tag-and-probe” method on the candidate lepton pairs. One of the leptons of the pair, the “tag”, is required to pass all the selection requirements. The other lepton, the “probe”, is selected with all requirements in the selection up to but excluding the requirement under study. The lepton pair is required to have an invariant mass consistent with the Z boson. When multiple tag-probe combinations are possible in a given event, one is chosen at random. The fraction of the probe leptons that also meet the requirement under study determines the efficiency of the requirement, after subtraction of the background from both samples using a fit to the dilepton invariant mass. In this manner, the efficiencies for the reconstruction, isolation, and trigger are measured sequentially. These efficiencies are compared with the efficiencies determined from the simulation to produce correction factors, some of which depend on the lepton kinematics. The efficiencies for an electron to form a cluster and a muon to form a basic track, both of which are typically above 99.5%, are taken from the GEANT4 simulation, which includes a modeling of inactive detector regions. The product of efficiency and acceptance for a given bin of y or q_T is determined using Monte Carlo simulation as the ratio of the number of generated events reconstructed in the bin to the number of generated events including bin-migration effects, using the single-lepton efficiencies determined from data.

The single-muon trigger efficiency is determined separately for the different data-taking periods and varies from 0.880 ± 0.008 at the beginning of the period to 0.924 ± 0.003 at the end, as successive improvements to the muon-triggering hardware and software were applied. The single-muon trigger efficiencies are shown to be independent of p_T and η within the acceptance used in this analysis. The trigger efficiency for events with two muons of $p_T > 20$ GeV and $|\eta| < 2.1$ is 0.993 ± 0.005 , averaged over data-taking periods. The average muon reconstruction and identification efficiency for the selection used in this

analysis is 0.950 ± 0.003 . The uncertainty on the efficiencies is dominated by the data sample size for the tag-and-probe measurement.

The single-electron trigger efficiency is measured to be between 0.96 ± 0.03 and 0.99 ± 0.01 , varying as a function of p_T and η . For events with both electrons in the ECAL, the event trigger efficiency is greater than 0.999, while the trigger efficiency for events with electrons in HF is given by the single-electron trigger efficiency. The total reconstruction and identification efficiencies determined from data range between 0.50 and 0.90 and are applied to the simulation as functions of p_T and η . Typical reconstruction and identification efficiency uncertainties are between 1 and 10%. The impact of these uncertainties on the final measurement uncertainty is greatly reduced by the normalization to the total cross section.

The main sources of background in the measurement are $Z \rightarrow \tau\tau$ and QCD multijet, $t\bar{t}$, W + jets, and diboson production. Diboson production including a Z is considered to be a background for the measurement. All backgrounds except for QCD multijet production are evaluated using Monte Carlo simulation. The $Z \rightarrow \tau\tau$ events are generated with POWHEG + PYTHIA. Events from $t\bar{t}$, diboson production, and W + jets are generated using the MADGRAPH (v. 4.4.12) [22] matrix-element generator interfaced to PYTHIA. Generated events are processed through the full GEANT4-based detector simulation, trigger emulation, and event reconstruction chain. We validated the use of the simulation to determine the background from the $Z \rightarrow \tau\tau$, $t\bar{t}$, and diboson backgrounds by analyzing the q_T spectrum for the $e\mu$ pairs. These background processes are flavor-symmetric and produce twice as many $e\mu$ pairs as ee or $\mu\mu$ pairs. The analysis of this data sample matched the expectation from simulation.

The QCD background is estimated using collision data samples. In the muon channel, the QCD background is estimated using a nonisolated dimuon sample corrected for the small contributions in the nonisolated sample from prompt muons such as those from $t\bar{t}$ or Z -boson decay. The estimate is verified using a like-sign dimuon sample, since nonprompt sources of dimuons should have equal rates of like-sign and opposite-sign events. The QCD background in the muon channel is found to be less than 0.05%. In the electron channel, the QCD background is larger and can be directly estimated by fitting the dielectron mass distributions in the data for each measurement bin of either y or q_T . The fit was performed over the range $40 < M_{ee} < 140$ GeV in using a linear combination of a signal shape from simulation and a background shape determined by inverting the isolation and electron identification requirements in the data selection.

After applying all analysis selection criteria, the total background percentage in the muon channel is $0.4 \pm 0.4\%$, consisting primarily of $Z \rightarrow \tau\tau$ and $t\bar{t}$ processes and with an uncertainty dominated by statistical uncertainties in the

background simulation. In the electron channel, the background fraction is $1.0 \pm 0.5\%$ for Z bosons reconstructed using two electrons in ECAL and $10 \pm 4\%$ for Z bosons reconstructed using one electron in ECAL and one in the HF, where the uncertainty is dominated by statistical uncertainties in the QCD estimate. In the electron channel, the QCD background is the dominant background component in every bin of rapidity and also at low q_T . In the highest four q_T bins, the $Z \rightarrow \tau\tau$ and $t\bar{t}$ processes are the dominant contributions to the background.

The bin width in rapidity ($\Delta y = 0.1$) is chosen to allow a comparison with previous measurements at lower center-of-mass energies. The bin widths in q_T , which vary from 2.5 to 350 GeV, are chosen to provide sufficient resolution to observe the shape of the distribution, to limit migration of events between bins, and to ensure a sufficient data sample in each measurement bin.

The final measured y and q_T distributions are corrected for bin-migration effects arising from the detector resolution and from FSR using a matrix-based unfolding procedure [23]. Large simulated samples are used to create the response matrices, which are inverted and used to unfold the measured distribution. This unfolding is applied to allow the combination of the muon and electron channels, which have different resolutions, and to allow comparison with results from other experiments. The corrections resulting from detector resolution are calculated by comparing the generator-level dilepton distribution after FSR obtained from POWHEG + PYTHIA that of the reconstructed simulated events, after smearing the momentum of each lepton with a parametrized function. The function is derived by comparing the Z mass distribution in data and the Monte Carlo detector simulation for different regions of η and p_T . In the muon channel, the smearing represents the observed difference between the resolution in data and in simulation. In the electron channel, a fully parametrized simulation is used for the acceptance and efficiency corrections. The corrections for FSR are based on a Monte Carlo simulation using PYTHIA, and are obtained by comparing the dilepton y and q_T distributions before and after FSR. These corrections are primarily important for the muon measurements, though large-angle FSR also has an impact on the electron distributions.

IV. SYSTEMATIC UNCERTAINTIES

The leading sources of systematic uncertainty for the normalized distribution measurements are the background estimates, the trigger and identification efficiencies, the unfolding procedure, the calorimeter energy scale, and the tracker misalignment. Since the measurements are normalized by the total measured cross sections, several sources of systematic uncertainty cancel, as they affect both the total rate and the differential rate in the same manner. For example, the uncertainty in the luminosity measurement cancels completely and uncertainties

resulting from the lepton efficiencies and from the PDFs are significantly reduced.

The muon and electron measurements share several theory-dependent uncertainties. Given the importance of the rapidity measurement in constraining PDFs, it is crucial to estimate the effect of the uncertainties in the PDFs on the determination of the bin-by-bin acceptance for the measurement. To evaluate the effect, we use the variations provided as part of the CT10 PDF set [18]. For this PDF set, 52 variations are provided, each of which represents a shift in the PDFs by plus or minus 1 standard deviation along one of the 26 eigenvectors of the model. These eigenvectors are used to parametrize the uncertainties of the PDFs by diagonalizing the actual PDF model fit parameters, taking into account the unitary requirement and other constraints. The eigenvectors are not simply connected to specific observables, but represent an orthogonal basis in the PDF model space along which the uncertainties can be calculated. For each variation, the effect on the bin-by-bin acceptance normalized by the total acceptance is determined. The effects are combined in quadrature for each bin, separating negative and positive effects, to give the total uncertainty. The resulting uncertainties in the acceptance are less than 0.2% over the entire measurement range. However, the change in the shape of the distributions as a function of y is quite significant, up to 4% at high rapidity for some variations. These shape changes do not represent systematic uncertainties in the measurement—instead they represent the sensitivity of the analysis for constraining the PDFs.

Several background processes, as described in Sec. III, are predicted from Monte Carlo simulation and compared with the data. A conservative estimate of the possible impact on the measurement is derived by varying the estimates of the small background from these sources by

100% based on the uncertainty due to the limited simulation sample size. We calculate the deviation of the central value of the normalized distribution in each bin when the background levels are varied. For the electron channel, the estimation of the bin-by-bin QCD background from data is a leading source of systematic uncertainty. Here, the error on the level of background in the signal region, $60 < M_{ee} < 120$ GeV, is dominated by the lack of data available in the dilepton invariant mass sideband regions.

The trigger and the identification efficiencies are measured in the data. The largest uncertainty in the efficiencies arises from the size of the data sample. To estimate the impact of these uncertainties on the final measurement, we change the efficiencies by plus or minus the amount of their statistical uncertainties and determine the changes of the normalized distribution. The changes from the central value are assigned as the systematic uncertainty arising from the efficiency measurements, taking into account the cancellation effect from the rate normalization. The efficiencies from each stage of the selection are considered independently, and the resulting uncertainties are summed in quadrature.

The systematic uncertainty from the unfolding procedure is estimated using alternative response matrices derived in several ways. We consider different generator models for the q_T spectrum, which can affect the distribution of events within the bins. We vary the parameters of the detector resolution functions within their uncertainties. We also reweight the smeared spectrum to match the data and evaluate the differences between the nominal and the reweighted unfolded spectra. In all cases, the effects amount to less than 0.5%.

For the electron channel, the imperfect knowledge of the absolute and relative energy scales in the electromagnetic

TABLE I. Fractional systematic uncertainty contributions for representative rapidity bins and transverse-momentum bins in the electron and muon channels.

y Range Channel	[0.0, 0.1]		[1.8, 1.9]		[3.0, 3.1]
	Muon	Electron	Muon	Electron	Electron
Background Estimation	0.002	0.010	0.002	0.015	0.047
Efficiency Determination	0.003	0.005	0.007	0.007	0.047
Energy/Momentum Scale	0.001	0.004	0.001	0.003	0.009
PDF Acceptance Determination	0.001	0.001	0.001	0.001	0.001
Total	0.004	0.012	0.007	0.017	0.067
q_T Range Channel	[2.5 GeV, 5.0 GeV]		[110 GeV, 150 GeV]		
	Muon	Electron	Muon	Electron	
Background Estimation	0.004	0.005	0.019	0.028	
Efficiency Determination	0.010	0.002	0.010	0.008	
Energy Scale	-	0.022	-	0.035	
Tracker Alignment	0.015	0.013	0.023	0.020	
Unfolding	0.006	0.004	0.017	0.001	
PDF Acceptance Determination	0.002	0.002	0.001	0.001	
Total	0.020	0.026	0.036	0.050	

and forward calorimeters is a source of systematic uncertainty. Using Monte Carlo simulations, we estimate the effect of the scale uncertainties by scaling the energies of electrons by amounts corresponding to the calibration uncertainties and the difference observed between the different calibration techniques used in the calorimeters. These energy scale uncertainties depend on the position of the electron within the calorimeters. We then determine the impact of these shifts on the observed distributions.

The muon p_T used in the analysis is based on the silicon tracker measurement. Thus, any misalignment of the tracker may directly affect the muon momentum resolution. The systematic uncertainty associated with tracker misalignment is calculated by reprocessing the Drell–Yan simulation using several models designed to reproduce the possible misalignments that may be present in the tracker. The bin-by-bin maximum deviation from the nominal Drell–Yan simulation is used as estimator of the tracker misalignment uncertainty. In the electron channel, the sensitivity to the tracker alignment is determined by comparing the reconstructed y and p_T using the calorimeter energy alone with those including the track measurements, for both data and simulation.

The systematic uncertainties are summarized in Table I for representative values of y and q_T in the muon and electron channels. After combining the effects discussed above, the total systematic uncertainty in each bin is found to be significantly smaller than the statistical uncertainty.

V. RAPIDITY DISTRIBUTION RESULTS

The rapidity y of Z bosons produced in proton-proton collisions is related to the momentum fraction x_+ (x_-) carried by the parton in the forward-going (backward-going) proton as described by the leading-order formula $x_{\pm} = \frac{m}{\sqrt{s}} e^{\pm y}$. Therefore, the rapidity distribution directly reflects the PDFs of the interacting partons. The distribution of Z bosons is observed to be symmetric about $y = 0$ (within statistical uncertainties) as expected at the LHC, and therefore the appropriate measurement is the distribution as a function of the absolute value of rapidity. The measurement is normalized to the total cross section ($1/\sigma d\sigma/d|y|$), where σ is the cross section determined by the sum of all observed y bins ($|y| < 3.5$), corrected to the total cross section as calculated from POWHEG with CT10 PDFs. The calculated correction between the measured and total y range is 0.983 with an uncertainty of 0.001 from PDF variation.

The measurements for the muon and electron channels are given in Table II and are in agreement with each other (reduced $\chi^2 = 0.85$) over the 20 bins where the measurements overlap. We combine these two measurements using the procedure defined in Ref. [24], which provides a full covariance matrix for the uncertainties. The uncertainties are considered to be uncorrelated between the two analyses, since the only correlation between the channels is from

TABLE II. Measurement of the normalized differential cross section ($\frac{1}{\sigma} \frac{d\sigma}{d|y|}$) for Drell–Yan lepton pairs in the Z -boson mass region ($60 < M_{\ell\ell} < 120$ GeV) as a function of the absolute value of rapidity, separately for the muon and electron channels and combined. Detector geometry and trigger uniformity requirements limit the muon channel measurement to $|y| < 2.0$. The uncertainties shown are the combined statistical and systematic uncertainties.

$ y $ Range	Normalized Differential Cross Section		
	Muon	Electron	Combined
[0.0, 0.1]	0.324 ± 0.012	0.359 ± 0.015	0.337 ± 0.010
[0.1, 0.2]	0.338 ± 0.013	0.326 ± 0.016	0.335 ± 0.010
[0.2, 0.3]	0.338 ± 0.013	0.344 ± 0.017	0.341 ± 0.010
[0.3, 0.4]	0.341 ± 0.013	0.355 ± 0.017	0.346 ± 0.010
[0.4, 0.5]	0.363 ± 0.013	0.339 ± 0.017	0.354 ± 0.011
[0.6, 0.7]	0.312 ± 0.013	0.360 ± 0.018	0.328 ± 0.010
[0.7, 0.8]	0.354 ± 0.013	0.331 ± 0.018	0.347 ± 0.011
[0.8, 0.9]	0.343 ± 0.014	0.355 ± 0.018	0.347 ± 0.011
[0.9, 1.0]	0.332 ± 0.014	0.332 ± 0.018	0.332 ± 0.011
[1.0, 1.1]	0.336 ± 0.014	0.316 ± 0.018	0.329 ± 0.011
[1.1, 1.2]	0.324 ± 0.014	0.352 ± 0.019	0.334 ± 0.011
[1.2, 1.3]	0.321 ± 0.014	0.332 ± 0.019	0.325 ± 0.011
[1.3, 1.4]	0.355 ± 0.016	0.321 ± 0.019	0.341 ± 0.012
[1.4, 1.5]	0.326 ± 0.016	0.313 ± 0.019	0.319 ± 0.012
[1.5, 1.6]	0.331 ± 0.018	0.330 ± 0.020	0.330 ± 0.013
[1.6, 1.7]	0.294 ± 0.018	0.306 ± 0.022	0.299 ± 0.014
[1.7, 1.8]	0.331 ± 0.021	0.332 ± 0.024	0.331 ± 0.016
[1.8, 1.9]	0.324 ± 0.025	0.294 ± 0.024	0.308 ± 0.017
[1.9, 2.0]	0.328 ± 0.032	0.328 ± 0.026	0.328 ± 0.020
[2.0, 2.1]		0.294 ± 0.027	0.294 ± 0.027
[2.1, 2.2]		0.298 ± 0.029	0.298 ± 0.029
[2.2, 2.3]		0.290 ± 0.031	0.290 ± 0.031
[2.3, 2.4]		0.278 ± 0.035	0.278 ± 0.035
[2.4, 2.5]		0.199 ± 0.038	0.199 ± 0.038
[2.5, 2.6]		0.249 ± 0.040	0.249 ± 0.040
[2.6, 2.7]		0.241 ± 0.037	0.241 ± 0.037
[2.7, 2.8]		0.256 ± 0.035	0.256 ± 0.035
[2.8, 2.9]		0.221 ± 0.034	0.221 ± 0.034
[2.9, 3.0]		0.165 ± 0.035	0.165 ± 0.035
[3.0, 3.1]		0.183 ± 0.040	0.183 ± 0.040
[3.1, 3.2]		0.228 ± 0.045	0.228 ± 0.045
[3.2, 3.3]		0.078 ± 0.043	0.078 ± 0.043
[3.3, 3.4]		0.105 ± 0.051	0.105 ± 0.051
[3.4, 3.5]		0.089 ± 0.062	0.089 ± 0.062

the small PDF uncertainty. The combined measurements are shown in Table II and compared to the predictions made using CT10 PDFs in Fig. 2.

To evaluate the sensitivity of this result to parameters of some of the more-recent PDF sets, we determine the change in the χ^2 between the observed distribution and the predicted distributions for each variation of the eigenvectors provided in the PDF sets, taking into account the full covariance matrix when computing the χ^2 values. The CT10 PDF set has a χ^2 of 18.5 for the base prediction, and the eigenvector-dependent changes in χ^2 are shown in

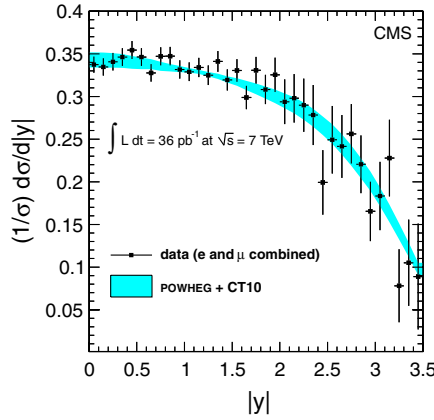


FIG. 2 (color online). The normalized differential cross section for Z bosons as a function of the absolute value of rapidity, combining the muon and electron channels. The error bars correspond to the experimental statistical and systematic uncertainties added in quadrature. The shaded area indicates the range of variation predicted by the POWHEG simulation for the uncertainties of the CT10 PDFs.

Fig. 3. The number of degrees of freedom (n_{dof}) is 34. The MSTW2008 [25] PDF set has a χ^2 of 18.3 for its base prediction, and the eigenvector-dependent changes shown in Fig. 4. For both sets, several eigenvectors show significant sensitivity to our result, with CT10 showing a generally larger sensitivity. The HERAPDF 1.5 [26] PDF set, which has a χ^2 of 18.4 for its base prediction, provides both eigenvectors and model dependencies as part of the PDF set. The changes in χ^2 for both are shown in Fig. 5. The largest model dependencies with our measurement are the strange-quark PDF as a fraction of the down-quark-sea PDF. For the NNPDF 2.0 PDF set [27], the base prediction has a χ^2 of 18.4. The NNPDF formalism does not use eigenvectors, but rather replica PDFs sampled from the same space. In comparing our result with the 100 standard

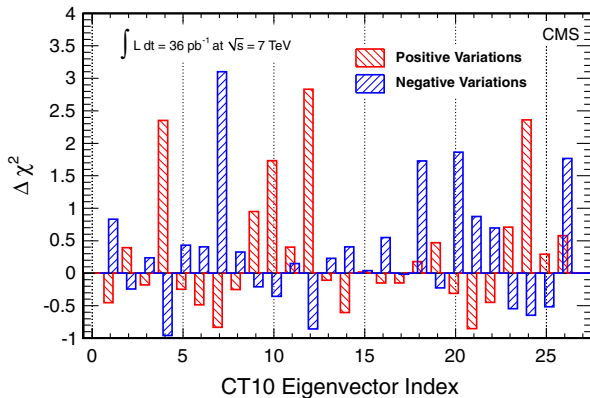


FIG. 3 (color online). The change in χ^2 when comparing the Z rapidity differential cross section measurement with the predictions of the NLO CT10 PDF set as each of the eigenvector input parameters is varied by plus or minus 1 standard deviation around its default value.

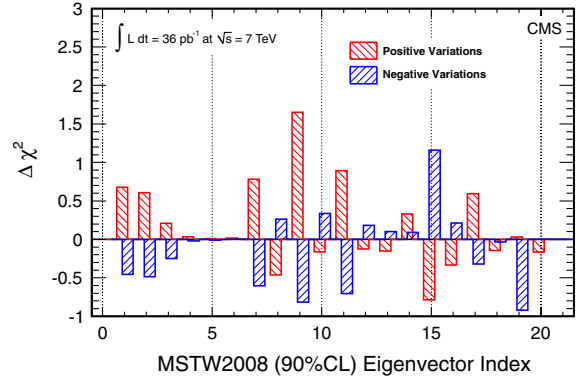


FIG. 4 (color online). The change in χ^2 when comparing the Z rapidity differential cross section measurement with the predictions of the NLO MSTW2008 PDF set as each of the eigenvector input parameters is varied by $\pm 90\%$ confidence level (CL) around its default value.

NNPDF 2.0 replicas, the majority have χ^2 similar to the base, but some have χ^2 values up to 34.5, indicating that these replicas are disfavored significantly by the new measurement.

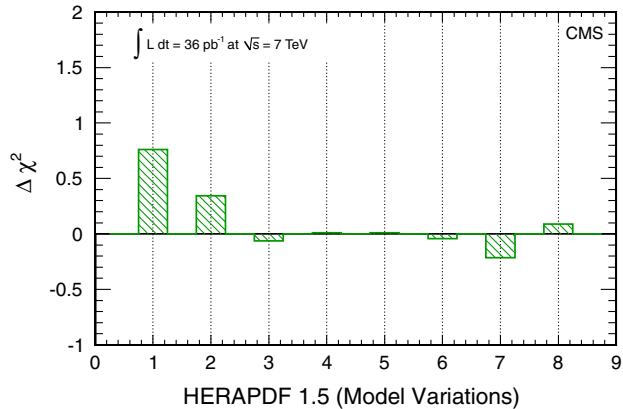
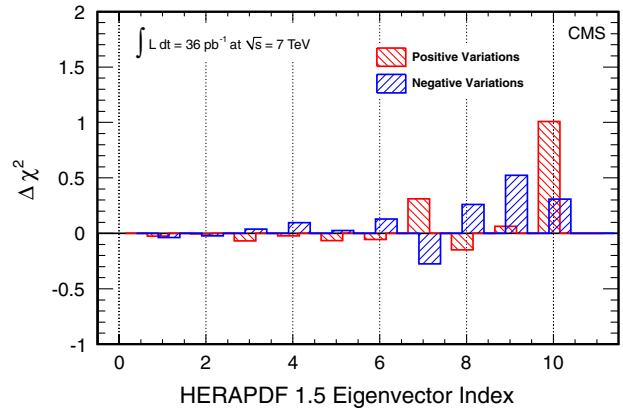


FIG. 5 (color online). The change in χ^2 when comparing the Z rapidity differential cross section measurement with the predictions of the NLO HERAPDF 1.5 PDF set as each of the eigenvector input parameters (left) and the model parameters (right) is varied by 1 standard deviation around its default value. These together represent the full set of uncertainties in the HERAPDF 1.5 set.

TABLE III. Measurement of the normalized differential cross section for Drell–Yan lepton pairs in the Z -boson mass region ($60 < M_{\ell\ell} < 120$ GeV) as a function of q_T , separately for muon and electron channels and for the combination of the two channels. The distribution is normalized by the cross section for Z bosons with both leptons having $|\eta| < 2.1$ and $p_T > 20$ GeV. The uncertainties listed in the table are the combined statistical and systematic uncertainties.

q_T Range (GeV)	Muon Channel	Electron Channel	Combination
[0.0, 2.5]	$(3.21 \pm 0.14) \times 10^{-2}$	$(3.24 \pm 0.25) \times 10^{-2}$	$(3.22 \pm 0.13) \times 10^{-2}$
[2.5, 5.0]	$(5.89 \pm 0.21) \times 10^{-2}$	$(6.03 \pm 0.32) \times 10^{-2}$	$(5.92 \pm 0.17) \times 10^{-2}$
[5.0, 7.5]	$(5.51 \pm 0.20) \times 10^{-2}$	$(5.32 \pm 0.32) \times 10^{-2}$	$(5.50 \pm 0.16) \times 10^{-2}$
[7.5, 10.0]	$(3.90 \pm 0.18) \times 10^{-2}$	$(4.20 \pm 0.30) \times 10^{-2}$	$(3.96 \pm 0.14) \times 10^{-2}$
[10.0, 12.5]	$(3.49 \pm 0.16) \times 10^{-2}$	$(3.60 \pm 0.28) \times 10^{-2}$	$(3.53 \pm 0.12) \times 10^{-2}$
[12.5, 15.0]	$(2.74 \pm 0.15) \times 10^{-2}$	$(2.70 \pm 0.25) \times 10^{-2}$	$(2.72 \pm 0.12) \times 10^{-2}$
[15.0, 17.5]	$(2.23 \pm 0.14) \times 10^{-2}$	$(2.00 \pm 0.22) \times 10^{-2}$	$(2.16 \pm 0.10) \times 10^{-2}$
[17.5, 20.0]	$(1.68 \pm 0.12) \times 10^{-2}$	$(1.59 \pm 0.20) \times 10^{-2}$	$(1.65 \pm 0.09) \times 10^{-2}$
[20.0, 30.0]	$(1.14 \pm 0.04) \times 10^{-2}$	$(1.20 \pm 0.05) \times 10^{-2}$	$(1.16 \pm 0.04) \times 10^{-2}$
[30.0, 40.0]	$(6.32 \pm 0.28) \times 10^{-3}$	$(5.62 \pm 0.31) \times 10^{-3}$	$(5.98 \pm 0.27) \times 10^{-3}$
[40.0, 50.0]	$(3.53 \pm 0.21) \times 10^{-3}$	$(3.18 \pm 0.24) \times 10^{-3}$	$(3.38 \pm 0.18) \times 10^{-3}$
[50.0, 70.0]	$(1.74 \pm 0.10) \times 10^{-3}$	$(1.90 \pm 0.12) \times 10^{-3}$	$(1.81 \pm 0.09) \times 10^{-3}$
[70.0, 90.0]	$(7.76 \pm 0.71) \times 10^{-4}$	$(7.86 \pm 0.77) \times 10^{-4}$	$(7.79 \pm 0.54) \times 10^{-4}$
[90.0, 110.0]	$(4.87 \pm 0.55) \times 10^{-4}$	$(4.57 \pm 0.59) \times 10^{-4}$	$(4.75 \pm 0.42) \times 10^{-4}$
[110.0, 150.0]	$(1.79 \pm 0.22) \times 10^{-4}$	$(2.18 \pm 0.26) \times 10^{-4}$	$(1.93 \pm 0.17) \times 10^{-4}$
[150.0, 190.0]	$(7.10 \pm 1.40) \times 10^{-5}$	$(4.82 \pm 1.31) \times 10^{-5}$	$(6.00 \pm 0.99) \times 10^{-5}$
[190.0, 250.0]	$(1.17 \pm 0.51) \times 10^{-5}$	$(2.05 \pm 0.64) \times 10^{-5}$	$(1.51 \pm 0.43) \times 10^{-5}$
[250.0, 600.0]	$(2.24 \pm 0.78) \times 10^{-6}$	$(0.81 \pm 0.52) \times 10^{-6}$	$(1.29 \pm 0.44) \times 10^{-6}$

VI. TRANSVERSE-MOMENTUM DISTRIBUTION RESULTS

Measurements of the q_T distribution for Z bosons provide an important test of the QCD predictions of the initial-state gluon-radiation process. Perturbative QCD calculations are expected to provide a reliable prediction for the portion of the spectrum $q_T > 20$ GeV, which is dominated by single hard-gluon emission. For $q_T < 10$ GeV, the shape of the distribution is determined by multiple soft gluon-radiation and nonperturbative effects. Such effects are simulated by Monte Carlo programs combining parton showering and parametrized models. These soft-gluon contributions can also be accounted for by resummation calculations in some Monte Carlo programs.

For the q_T measurement, the data are normalized to the cross section integrated over the acceptance region $|\eta| < 2.1$ and $p_T > 20$ GeV. The lepton p_T and $|\eta|$ restrictions apply to both leptons of a dilepton pair. The restriction on the electron pseudorapidity (compared to that used for the rapidity measurement) allows the combination of the two channels and a more straightforward interpretation, as the two measurements refer to the same rapidity range and have the same PDF dependence.

The measurements from the muon and electron channels are tabulated in Table III and are found to be compatible with each other over the full q_T range (reduced $\chi^2 = 0.74$). The combination of the muon and electron results is also performed following Ref. [24]. The alignment uncertainty is treated as correlated between the two channels, and other uncertainties are treated as uncorrelated. The combined measurement is presented in Fig. 6, where the data points

are positioned at the center-of-gravity of the bins, based on the POWHEG prediction. For $q_T > 20$ GeV, we compare the data and the prediction of POWHEG + PYTHIA with the $Z2$ tune and find $\chi^2/n_{\text{dof}} = 19.1/9$, where n_{dof} is equal to the

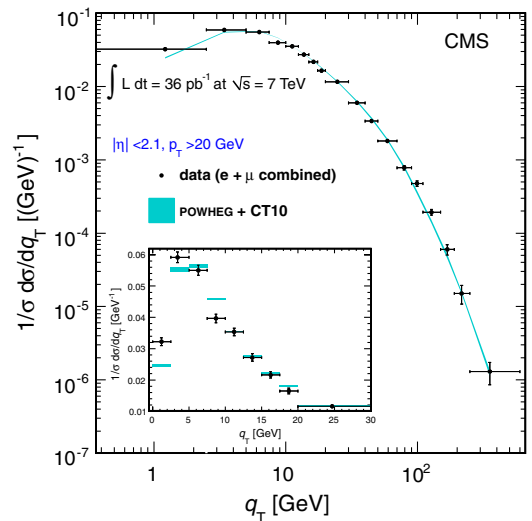


FIG. 6 (color online). The Z -boson transverse-momentum distribution found from combining the muon and electron channels, compared to the predictions of the POWHEG generator interfaced with PYTHIA using the $Z2$ tune. The error bars correspond to the statistical and systematic uncertainties added in quadrature. The band around the theoretical prediction includes the uncertainties due to scale variations and PDFs. The horizontal error bars indicate the bin boundaries, and the data points are positioned at the center-of-gravity of the bins, based on the POWHEG prediction. The inset figure shows the low q_T region on a linear scale.

number of points minus one because of the normalization. We have taken the full covariance matrix into account when computing the χ^2 values. At low momentum, there is poor agreement, suggesting the need for additional tuning of the combination of POWHEG and PYTHIA in this region, where both contribute to the observed q_T .

At low transverse-momenta, $q_T < 30$ GeV, the distribution is determined by nonperturbative QCD, which is modeled by PYTHIA with a few free parameters. Several parameter sets called “tunes” are available, including the Perugia 2011 [28], ProQ20 [29], and Z2 tune [19]. The shapes predicted with these tunes are compared to this measurement in Fig. 7. Agreement is observed for the Z2 ($\chi^2/n_{\text{dof}} = 9.4/8$) and the ProQ20 tunes ($\chi^2/n_{\text{dof}} = 13.3/8$), but disagreement for the Perugia 2011 tune ($\chi^2/n_{\text{dof}} = 48.8/8$) and for POWHEG + PYTHIA ($\chi^2/n_{\text{dof}} = 76.3/8$). These results provide a validation of the Z2 tune for a high momentum-scale process that is rather different from the low-momentum-scale processes that determine the characteristics of minimum-bias events and the underlying event from which the parameters of the Z2 tune were originally obtained.

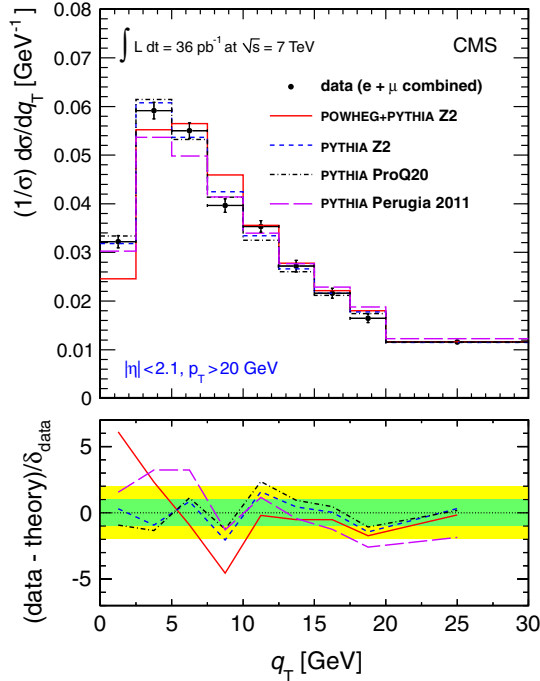


FIG. 7 (color online). The combined electron and muon measurement of the Z-boson transverse-momentum distribution (points) and the predictions of four PYTHIA tunes and of POWHEG interfaced with PYTHIA using the Z2 tune (histograms). The error bars on the points represent the sum of the statistical and systematic uncertainties on the data. The lower portion of the figure shows the difference between the data and the simulation predictions divided by the uncertainty δ on the data. The green (inner) and yellow (outer) bands are the $\pm 1\delta$ and $\pm 2\delta$ experimental uncertainties.

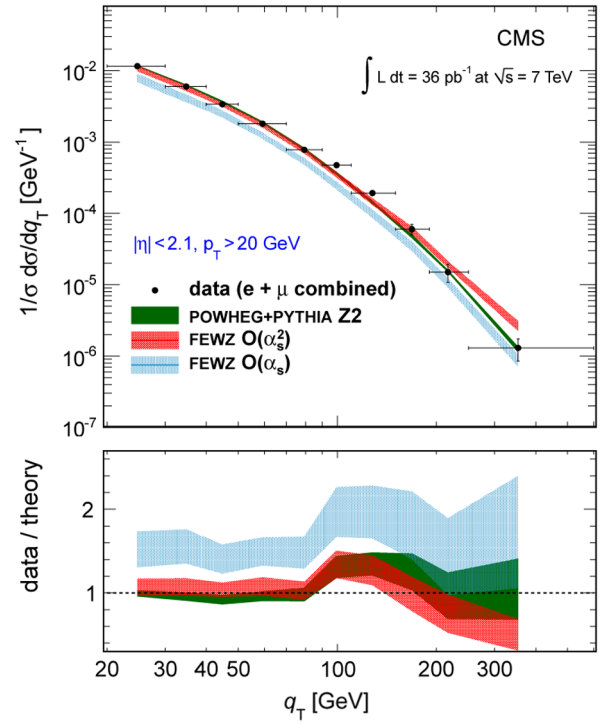


FIG. 8 (color online). The combined electron and muon Z-boson normalized differential cross section as a function of transverse-momentum (points) and the POWHEG and FEWZ predictions for $q_T > 20$ GeV. The horizontal error bars indicate the bin boundaries and the data points are positioned at the center-of-gravity of the bins based on the POWHEG prediction. The bands in the upper plot represent the uncertainty on the predictions from factorization and renormalization scales and PDFs. The lower plot shows the ratio between the data and the theory predictions. The bands in the lower plot represent the 1 standard deviation combined theoretical and experimental uncertainties.

At high q_T , the precision of the prediction is dominated by the perturbative order of the calculation and the handling of the factorization and renormalization scale dependence. In Fig. 8 the measured normalized differential distribution is compared to the prediction of POWHEG as well as the “Fully Exclusive W, Z Production through NNLO in Perturbative QCD” (FEWZ) package version 2.0 [30] for $q_T > 20$ GeV and $|\eta| < 2.1$, calculated at both $O(\alpha_s)$ and $O(\alpha_s^2)$. The predictions were each normalized to their own predicted total cross sections. The FEWZ calculation used the effective dynamic scale definition $\sqrt{M_Z^2 + \langle q_T \rangle^2}$ rather than the fixed scale of the Z-boson mass. The FEWZ $O(\alpha_s^2)$ prediction produces a χ^2/n_{dof} of 30.5/9, which is a poorer agreement than the POWHEG prediction (19.1/9), particularly at the highest q_T .

VII. SUMMARY

Measurements of the normalized differential cross sections for Drell–Yan muon and electron pairs in the Z-boson mass region ($60 < M_{\ell\ell} < 120$ GeV) have been reported as

functions of dilepton rapidity and transverse-momentum separately. The results were obtained using a data sample collected by the CMS experiment at the LHC at a center-of-mass energy of 7 TeV corresponding to an integrated luminosity of 36 pb^{-1} . The rapidity measurement is compared with the predictions of four of the most recent PDF models and the agreement evaluated as a function of the PDF set eigenvectors. An overall agreement between the models and the data is observed. The measured transverse-momentum distribution is compared to three tunes of the PYTHIA generator for low transverse momentum and to $O(\alpha_s)$ and $O(\alpha_s^2)$ predictions for high q_T . No single model describes the normalized differential cross section of the Z transverse-momentum over the full range. These measurements significantly extend previous Tevatron results and complement recent LHC results in rapidity and transverse-momentum.

ACKNOWLEDGMENTS

We wish to congratulate our colleagues in the CERN accelerator departments for the excellent performance of the LHC machine. We thank the technical and administrative staff at CERN and other CMS institutes. This work was supported by the Austrian Federal Ministry of Science and Research; the Belgium Fonds de la Recherche Scientifique, and Fonds voor Wetenschappelijk Onderzoek; the Brazilian Funding Agencies (CNPq, CAPES, FAPERJ, and FAPESP); the Bulgarian Ministry of Education and Science; CERN; the Chinese Academy of Sciences, Ministry of Science and Technology, and National Natural Science Foundation of China; the Colombian Funding Agency (COLCIENCIAS); the Croatian Ministry of Science, Education and Sport; the Research Promotion Foundation, Cyprus; the Estonian Academy of Sciences and NICPB; the Academy of Finland, Finnish Ministry of Education and Culture, and Helsinki Institute of Physics; the Institut National de Physique Nucléaire et de Physique des Particules/CNRS, and Commissariat à l'Énergie Atomique et aux Énergies Alternatives/CEA, France; the Bundesministerium für Bildung und Forschung, Deutsche

Forschungsgemeinschaft, and Helmholtz-Gemeinschaft Deutscher Forschungszentren, Germany; the General Secretariat for Research and Technology, Greece; the National Scientific Research Foundation, and National Office for Research and Technology, Hungary; the Department of Atomic Energy and the Department of Science and Technology, India; the Institute for Studies in Theoretical Physics and Mathematics, Iran; the Science Foundation, Ireland; the Istituto Nazionale di Fisica Nucleare, Italy; the Korean Ministry of Education, Science and Technology and the World Class University program of NRF, Korea; the Lithuanian Academy of Sciences; the Mexican Funding Agencies (CINVESTAV, CONACYT, SEP, and UASLP-FAI); the Ministry of Science and Innovation, New Zealand; the Pakistan Atomic Energy Commission; the State Commission for Scientific Research, Poland; the Fundação para a Ciência e a Tecnologia, Portugal; JINR (Armenia, Belarus, Georgia, Ukraine, Uzbekistan); the Ministry of Science and Technologies of the Russian Federation, the Russian Ministry of Atomic Energy and the Russian Foundation for Basic Research; the Ministry of Science and Technological Development of Serbia; the Ministerio de Ciencia e Innovación, and Programa Consolider-Ingenio 2010, Spain; the Swiss Funding Agencies (ETH Board, ETH Zurich, PSI, SNF, UniZH, Canton Zurich, and SER); the National Science Council, Taipei; the Scientific and Technical Research Council of Turkey, and Turkish Atomic Energy Authority; the Science and Technology Facilities Council, UK; the US Department of Energy, and the US National Science Foundation. Individuals have received support from the Marie-Curie programme and the European Research Council (European Union); the Leventis Foundation; the A.P. Sloan Foundation; the Alexander von Humboldt Foundation; the Belgian Federal Science Policy Office; the Fonds pour la Formation à la Recherche dans l'Industrie et dans l'Agriculture (FRIA-Belgium); the Agentschap voor Innovatie door Wetenschap en Technologie (IWT-Belgium); and the Council of Science and Industrial Research, India.

-
- [1] C. Anastasiou, L. Dixon, and F. Petriello, *Phys. Rev. D* **69**, 094008 (2004).
 [2] K. Melnikov and F. Petriello, *Phys. Rev. D* **74**, 114017 (2006).
 [3] CMS Collaboration (CMS), *J. High Energy Phys.* **10** (2011) 132.
 [4] CMS Collaboration (CMS), *J. High Energy Phys.* **10** (2011) 007.
 [5] V. Abazov *et al.* (D0), *Phys. Rev. D* **76**, 012003 (2007).
 [6] T. Aaltonen *et al.* (CDF), *Phys. Lett. B* **692**, 232 (2010).
 [7] V. Abazov *et al.* (D0), *Phys. Lett. B* **693**, 522 (2010).
 [8] V. Abazov *et al.* (D0), *Phys. Rev. Lett.* **100**, 102002 (2008).
 [9] V.M. Abazov *et al.* (D0), *Phys. Rev. Lett.* **106**, 122001 (2011).
 [10] T. Aaltonen *et al.* (CDF), *Phys. Rev. Lett.* **106**, 241801 (2011).
 [11] ATLAS Collaboration (ATLAS), *Phys. Lett. B* **705**, 415 (2011).
 [12] ATLAS Collaboration (ATLAS), arXiv:1109.5141 [Physical Review D (to be published)].
 [13] S. Chatrchyan *et al.* (CMS), *JINST* **3**, S08004 (2008).

- [14] V. Khachatryan *et al.* (CMS Collaboration), *J. High Energy Phys.* **01** (2011) 1.
- [15] S. Frixione, P. Nason, and C. Oleari, *J. High Energy Phys.* **11** (2007) 070.
- [16] S. Alioli, P. Nason, C. Oleari, and E. Re, *J. High Energy Phys.* **07** (2008) 060.
- [17] T. Sjöstrand, S. Mrenna, and P. Skands, *J. High Energy Phys.* **05** (2006) 026.
- [18] H.-L. Lai, M. Guzzi, J. Huston, Z. Li, P. M. Nadolsky, J. Pumplin, and C.-P. Yuan, *Phys. Rev. D* **82**, 074024 (2010).
- [19] R. Field, [arXiv:1010.3558](https://arxiv.org/abs/1010.3558).
- [20] S. Chatrchyan, *et al.* (CMS Collaboration), *J. High Energy Phys.* **09** (2011) 109.
- [21] S. Agostinelli *et al.* (GEANT4), *Nucl. Instrum. Methods Phys. Res., Sect. A* **506**, 250 (2003).
- [22] F. Maltoni and T. Stelzer, *J. High Energy Phys.* **02** (2003) 027.
- [23] V. Blobel, [arXiv:hep-ex/0208022](https://arxiv.org/abs/hep-ex/0208022).
- [24] A. Valassi, *Nucl. Instrum. Methods Phys. Res., Sect. A* **500**, 391 (2003).
- [25] A. Martin, W. Stirling, R. Thorne, and G. Watt, *Eur. Phys. J. C* **63**, 189 (2009).
- [26] H1 and ZEUS Collaborations, [arXiv:1107.4193](https://arxiv.org/abs/1107.4193).
- [27] R. D. Ball *et al.* (NNPDF), *Nucl. Phys.* **B838**, 136 (2010).
- [28] P. Z. Skands, *Phys. Rev. D* **82**, 074018 (2010).
- [29] A. Buckley, H. Hoeth, H. Lacker, H. Schulz, and J. E. von Seggern, *Eur. Phys. J. C* **65**, 331 (2009).
- [30] R. Gavin, Y. Li, F. Petriello, and S. Quackenbush, *Comput. Phys. Commun.* **182**, 2388 (2011).

S. Chatrchyan,¹ V. Khachatryan,¹ A. M. Sirunyan,¹ A. Tumasyan,¹ W. Adam,² T. Bergauer,² M. Dragicevic,² J. Erö,² C. Fabjan,² M. Friedl,² R. Frühwirth,² V. M. Ghete,² J. Hammer,^{2,b} M. Hoch,² N. Hörmann,² J. Hrubec,² M. Jeitler,² W. Kiesenhofer,² M. Krammer,² D. Liko,² I. Mikulec,² M. Pernicka,² B. Rahbaran,² H. Rohringer,² R. Schöfbeck,² J. Strauss,² A. Taurok,² F. Teischinger,² C. Trauner,² P. Wagner,² W. Waltenberger,² G. Walzel,² E. Widl,² C.-E. Wulz,² V. Mossolov,³ N. Shumeiko,³ J. Suarez Gonzalez,³ S. Bansal,⁴ L. Benucci,⁴ E. A. De Wolf,⁴ X. Janssen,⁴ S. Luyckx,⁴ T. Maes,⁴ L. Mucibello,⁴ S. Ochesanu,⁴ B. Roland,⁴ R. Rougny,⁴ M. Selvaggi,⁴ H. Van Haevermaet,⁴ P. Van Mechelen,⁴ N. Van Remortel,⁴ F. Blekman,⁵ S. Blyweert,⁵ J. D'Hondt,⁵ R. Gonzalez Suarez,⁵ A. Kalogeropoulos,⁵ M. Maes,⁵ A. Olbrechts,⁵ W. Van Doninck,⁵ P. Van Mulders,⁵ G. P. Van Onsem,⁵ I. Villella,⁵ O. Charaf,⁶ B. Clerbaux,⁶ G. De Lentdecker,⁶ V. Dero,⁶ A. P. R. Gay,⁶ G. H. Hammad,⁶ T. Hreus,⁶ A. Léonard,⁶ P. E. Marage,⁶ L. Thomas,⁶ C. Vander Velde,⁶ P. Vanlaer,⁶ V. Adler,⁷ K. Beernaert,⁷ A. Cimmino,⁷ S. Costantini,⁷ M. Grunewald,⁷ B. Klein,⁷ J. Lellouch,⁷ A. Marinov,⁷ J. Mccartin,⁷ D. Ryckbosch,⁷ N. Strobbe,⁷ F. Thyssen,⁷ M. Tytgat,⁷ L. Vanelderen,⁷ P. Verwilligen,⁷ S. Walsh,⁷ N. Zaganidis,⁷ S. Basegmez,⁸ G. Bruno,⁸ J. Caudron,⁸ L. Ceard,⁸ E. Cortina Gil,⁸ J. De Favereau De Jeneret,⁸ C. Delaere,⁸ D. Favart,⁸ L. Forthomme,⁸ A. Giammanco,^{8,c} G. Grégoire,⁸ J. Hollar,⁸ V. Lemaitre,⁸ J. Liao,⁸ O. Militaru,⁸ C. Nuttens,⁸ S. Ovin,⁸ D. Pagano,⁸ A. Pin,⁸ K. Piotrkowski,⁸ N. Schul,⁸ N. Belyi,⁹ T. Caebergs,⁹ E. Daubie,⁹ G. A. Alves,¹⁰ D. De Jesus Damiao,¹⁰ M. E. Pol,¹⁰ M. H. G. Souza,¹⁰ W. L. Aldá Júnior,¹¹ W. Carvalho,¹¹ A. Custódio,¹¹ E. M. Da Costa,¹¹ C. De Oliveira Martins,¹¹ S. Fonseca De Souza,¹¹ D. Matos Figueiredo,¹¹ L. Mundim,¹¹ H. Nogima,¹¹ V. Oguri,¹¹ W. L. Prado Da Silva,¹¹ A. Santoro,¹¹ S. M. Silva Do Amaral,¹¹ A. Sznajder,¹¹ T. S. Anjos,^{12,d} C. A. Bernardes,^{12,d} F. A. Dias,^{12,e} T. R. Fernandez Perez Tomei,¹² E. M. Gregores,^{12,d} C. Lagana,¹² F. Marinho,¹² P. G. Mercadante,^{12,d} S. F. Novaes,¹² Sandra S. Padula,¹² N. Dardanov,^{13,b} V. Genchev,^{13,b} P. Iaydjiev,^{13,b} S. Piperov,¹³ M. Rodozov,¹³ S. Stoykova,¹³ G. Sultanov,¹³ V. Tcholakov,¹³ R. Trayanov,¹³ M. Vutova,¹³ A. Dimitrov,¹⁴ R. Hadjiiska,¹⁴ A. Karadzhinova,¹⁴ V. Kozhuharov,¹⁴ L. Litov,¹⁴ M. Mateev,¹⁴ B. Pavlov,¹⁴ P. Petkov,¹⁴ J. G. Bian,¹⁵ G. M. Chen,¹⁵ H. S. Chen,¹⁵ C. H. Jiang,¹⁵ D. Liang,¹⁵ S. Liang,¹⁵ X. Meng,¹⁵ J. Tao,¹⁵ J. Wang,¹⁵ J. Wang,¹⁵ X. Wang,¹⁵ Z. Wang,¹⁵ H. Xiao,¹⁵ M. Xu,¹⁵ J. Zang,¹⁵ Z. Zhang,¹⁵ Y. Ban,¹⁶ S. Guo,¹⁶ Y. Guo,¹⁶ W. Li,¹⁶ Y. Mao,¹⁶ S. J. Qian,¹⁶ H. Teng,¹⁶ B. Zhu,¹⁶ W. Zou,¹⁶ A. Cabrera,¹⁷ B. Gomez Moreno,¹⁷ A. A. Ocampo Rios,¹⁷ A. F. Osorio Oliveros,¹⁷ J. C. Sanabria,¹⁷ N. Godinovic,¹⁸ D.elas,¹⁸ R. Plestina,^{18,f} D. Polic,¹⁸ I. Puljak,¹⁸ Z. Antunovic,¹⁹ M. Dzelalija,¹⁹ M. Kovac,¹⁹ V. Brigljevic,²⁰ S. Duric,²⁰ K. Kadija,²⁰ J. Luetic,²⁰ S. Morovic,²⁰ A. Attikis,²¹ M. Galanti,²¹ J. Mousa,²¹ C. Nicolaou,²¹ F. Ptochos,²¹ P. A. Razis,²¹ M. Finger,²² M. Finger, Jr.,²² Y. Assran,^{23,g} A. Ellithi Kamel,^{23,h} S. Khalil,^{23,i} M. A. Mahmoud,^{23,j} A. Radi,^{23,k} A. Hektor,²⁴ M. Kadastik,²⁴ M. Müntel,²⁴ M. Raidal,²⁴ L. Rebane,²⁴ A. Tiko,²⁴ V. Azzolini,²⁵ P. Eerola,²⁵ G. Fedri,²⁵ M. Voutilainen,²⁵ S. Czellar,²⁶ J. Härkönen,²⁶ A. Heikkinen,²⁶ V. Karimäki,²⁶ R. Kinnunen,²⁶ M. J. Kortelainen,²⁶ T. Lampén,²⁶ K. Lassila-Perini,²⁶ S. Lehti,²⁶ T. Lindén,²⁶ P. Luukka,²⁶ T. Mäenpää,²⁶ E. Tuominen,²⁶ J. Tuominiemi,²⁶ E. Tuovinen,²⁶ D. Ungaro,²⁶ L. Wendland,²⁶ K. Banzuzi,²⁷ A. Karjalainen,²⁷ A. Korpela,²⁷ T. Tuuva,²⁷ D. Sillou,²⁸ M. Besancon,²⁹ S. Choudhury,²⁹ M. Dejardin,²⁹ D. Denegri,²⁹ B. Fabbro,²⁹ J. L. Faure,²⁹ F. Ferri,²⁹ S. Ganjour,²⁹ A. Givernaud,²⁹ P. Gras,²⁹ G. Hamel de Monchenault,²⁹ P. Jarry,²⁹ E. Locci,²⁹ J. Malcles,²⁹ M. Marionneau,²⁹ L. Millischer,²⁹ J. Rander,²⁹ A. Rosowsky,²⁹ I. Shreyber,²⁹ M. Titov,²⁹ S. Baffioni,³⁰ F. Beaudette,³⁰ L. Benhabib,³⁰ L. Bianchini,³⁰ M. Bluj,^{30,l}

C. Broutin,³⁰ P. Busson,³⁰ C. Charlot,³⁰ T. Dahms,³⁰ L. Dobrzynski,³⁰ S. Elgammal,³⁰ R. Granier de Cassagnac,³⁰ M. Haguenaer,³⁰ P. Miné,³⁰ C. Mironov,³⁰ C. Ochando,³⁰ P. Paganini,³⁰ D. Sabes,³⁰ R. Salerno,³⁰ Y. Sirois,³⁰ C. Thiebaux,³⁰ C. Veelken,³⁰ A. Zabi,³⁰ J.-L. Agram,^{31,m} J. Andrea,³¹ D. Bloch,³¹ D. Bodin,³¹ J.-M. Brom,³¹ M. Cardaci,³¹ E. C. Chabert,³¹ C. Collard,³¹ E. Conte,^{31,m} F. Drouhin,^{31,m} C. Ferro,³¹ J.-C. Fontaine,^{31,m} D. Gelé,³¹ U. Goerlach,³¹ S. Greder,³¹ P. Juillot,³¹ M. Karim,^{31,m} A.-C. Le Bihan,³¹ P. Van Hove,³¹ F. Fassi,³² D. Mercier,³² C. Baty,³³ S. Beauceron,³³ N. Beaupere,³³ M. Bedjidian,³³ O. Bondu,³³ G. Boudoul,³³ D. Boumediene,³³ H. Brun,³³ J. Chasserat,³³ R. Chierici,³³ D. Contardo,³³ P. Depasse,³³ H. El Mamouni,³³ A. Falkiewicz,³³ J. Fay,³³ S. Gascon,³³ B. Ille,³³ T. Kurca,³³ T. Le Grand,³³ M. Lethuillier,³³ L. Mirabito,³³ S. Perries,³³ V. Sordini,³³ S. Tosi,³³ Y. Tschudi,³³ P. Verdier,³³ S. Viret,³³ D. Lomidze,³⁴ G. Anagnostou,³⁵ S. Beranek,³⁵ M. Edelhoff,³⁵ L. Feld,³⁵ N. Heracleous,³⁵ O. Hindrichs,³⁵ R. Jussen,³⁵ K. Klein,³⁵ J. Merz,³⁵ A. Ostapchuk,³⁵ A. Perieanu,³⁵ F. Raupach,³⁵ J. Sammet,³⁵ S. Schael,³⁵ D. Sprenger,³⁵ H. Weber,³⁵ M. Weber,³⁵ B. Wittmer,³⁵ V. Zhukov,^{35,n} M. Ata,³⁶ E. Dietz-Laursonn,³⁶ M. Erdmann,³⁶ T. Hebbeker,³⁶ C. Heidemann,³⁶ A. Hinzmann,³⁶ K. Hoepfner,³⁶ T. Klimkovich,³⁶ D. Klingebiel,³⁶ P. Kreuzer,³⁶ D. Lanske,^{36,a} J. Lingemann,³⁶ C. Magass,³⁶ M. Merschmeyer,³⁶ A. Meyer,³⁶ P. Papacz,³⁶ H. Pieta,³⁶ H. Reithler,³⁶ S. A. Schmitz,³⁶ L. Sonnenschein,³⁶ J. Steggemann,³⁶ D. Teyssier,³⁶ M. Bontenackels,³⁷ V. Cherepanov,³⁷ M. Davids,³⁷ G. Flügge,³⁷ H. Geenen,³⁷ M. Giffels,³⁷ W. Haj Ahmad,³⁷ F. Hoehle,³⁷ B. Kargoll,³⁷ T. Kress,³⁷ Y. Kuessel,³⁷ A. Linn,³⁷ A. Nowack,³⁷ L. Perchalla,³⁷ O. Pooth,³⁷ J. Rennefeld,³⁷ P. Sauerland,³⁷ A. Stahl,³⁷ D. Tornier,³⁷ M. H. Zoeller,³⁷ M. Aldaya Martin,³⁸ W. Behrenhoff,³⁸ U. Behrens,³⁸ M. Bergholz,^{38,o} A. Bethani,³⁸ K. Borras,³⁸ A. Cakir,³⁸ A. Campbell,³⁸ E. Castro,³⁸ D. Dammann,³⁸ G. Eckerlin,³⁸ D. Eckstein,³⁸ A. Flossdorf,³⁸ G. Flucke,³⁸ A. Geiser,³⁸ J. Hauk,³⁸ H. Jung,^{38,b} M. Kasemann,³⁸ P. Katsas,³⁸ C. Kleinwort,³⁸ H. Kluge,³⁸ A. Knutsson,³⁸ M. Krämer,³⁸ D. Krücker,³⁸ E. Kuznetsova,³⁸ W. Lange,³⁸ W. Lohmann,^{38,o} B. Lutz,³⁸ R. Mankel,³⁸ I. Marfin,³⁸ M. Marienfeld,³⁸ I.-A. Melzer-Pellmann,³⁸ A. B. Meyer,³⁸ J. Mnich,³⁸ A. Mussgiller,³⁸ S. Naumann-Emme,³⁸ J. Olzem,³⁸ A. Petrukhin,³⁸ D. Pitzl,³⁸ A. Raspereza,³⁸ M. Rosin,³⁸ R. Schmidt,^{38,o} T. Schoerner-Sadenius,³⁸ N. Sen,³⁸ A. Spiridonov,³⁸ M. Stein,³⁸ J. Tomaszewska,³⁸ R. Walsh,³⁸ C. Wissing,³⁸ C. Autermann,³⁹ V. Blobel,³⁹ S. Bobrovskiy,³⁹ J. Draeger,³⁹ H. Enderle,³⁹ U. Gebbert,³⁹ M. Görner,³⁹ T. Hermanns,³⁹ K. Kaschube,³⁹ G. Kaussen,³⁹ H. Kirschenmann,³⁹ R. Klanner,³⁹ J. Lange,³⁹ B. Mura,³⁹ F. Nowak,³⁹ N. Pietsch,³⁹ C. Sander,³⁹ H. Schettler,³⁹ P. Schleper,³⁹ E. Schlieckau,³⁹ M. Schröder,³⁹ T. Schum,³⁹ H. Stadie,³⁹ G. Steinbrück,³⁹ J. Thomsen,³⁹ C. Barth,⁴⁰ J. Bauer,⁴⁰ J. Berger,⁴⁰ V. Buege,⁴⁰ T. Chwalek,⁴⁰ W. De Boer,⁴⁰ A. Dierlamm,⁴⁰ G. Dirkes,⁴⁰ M. Feindt,⁴⁰ J. Gruschke,⁴⁰ M. Guthoff,^{40,b} C. Hackstein,⁴⁰ F. Hartmann,⁴⁰ M. Heinrich,⁴⁰ H. Held,⁴⁰ K. H. Hoffmann,⁴⁰ S. Honc,⁴⁰ I. Katkov,^{40,n} J. R. Komaragiri,⁴⁰ T. Kuhr,⁴⁰ D. Martschei,⁴⁰ S. Mueller,⁴⁰ Th. Müller,⁴⁰ M. Niegel,⁴⁰ O. Oberst,⁴⁰ A. Oehler,⁴⁰ J. Ott,⁴⁰ T. Peiffer,⁴⁰ G. Quast,⁴⁰ K. Rabbertz,⁴⁰ F. Ratnikov,⁴⁰ N. Ratnikova,⁴⁰ M. Renz,⁴⁰ S. Röcker,⁴⁰ C. Saout,⁴⁰ A. Scheurer,⁴⁰ P. Schieferdecker,⁴⁰ F.-P. Schilling,⁴⁰ M. Schmanau,⁴⁰ G. Schott,⁴⁰ H. J. Simonis,⁴⁰ F. M. Stober,⁴⁰ D. Troendle,⁴⁰ J. Wagner-Kuhr,⁴⁰ T. Weiler,⁴⁰ M. Zeise,⁴⁰ E. B. Ziebarth,⁴⁰ G. Daskalakis,⁴¹ T. Gerasis,⁴¹ S. Kesisoglou,⁴¹ A. Kyriakis,⁴¹ D. Loukas,⁴¹ I. Manolakas,⁴¹ A. Markou,⁴¹ C. Markou,⁴¹ C. Mavrommatis,⁴¹ E. Ntomari,⁴¹ E. Petrakou,⁴¹ L. Gouskos,⁴² T. J. Mertzimekis,⁴² A. Panagiotou,⁴² N. Saoulidou,⁴² E. Stiliaris,⁴² I. Evangelou,⁴³ C. Foudas,^{43,b} P. Kokkas,⁴³ N. Manthos,⁴³ I. Papadopoulos,⁴³ V. Patras,⁴³ F. A. Triantis,⁴³ A. Aranyi,⁴⁴ G. Bencze,⁴⁴ L. Boldizar,⁴⁴ C. Hajdu,^{44,b} P. Hidas,⁴⁴ D. Horvath,^{44,p} A. Kapusi,⁴⁴ K. Krajczar,^{44,q} F. Sikler,^{44,b} G. I. Veres,^{44,q} G. Vesztergombi,^{44,q} N. Beni,⁴⁵ J. Molnar,⁴⁵ J. Palinkas,⁴⁵ Z. Szillasi,⁴⁵ V. Veszpremi,⁴⁵ J. Karancsi,⁴⁶ P. Raics,⁴⁶ Z. L. Trocsanyi,⁴⁶ B. Ujvari,⁴⁶ S. B. Beri,⁴⁷ V. Bhatnagar,⁴⁷ N. Dhingra,⁴⁷ R. Gupta,⁴⁷ M. Jindal,⁴⁷ M. Kaur,⁴⁷ J. M. Kohli,⁴⁷ M. Z. Mehta,⁴⁷ N. Nishu,⁴⁷ L. K. Saini,⁴⁷ A. Sharma,⁴⁷ A. P. Singh,⁴⁷ J. Singh,⁴⁷ S. P. Singh,⁴⁷ S. Ahuja,⁴⁸ B. C. Choudhary,⁴⁸ P. Gupta,⁴⁸ A. Kumar,⁴⁸ A. Kumar,⁴⁸ S. Malhotra,⁴⁸ M. Naimuddin,⁴⁸ K. Ranjan,⁴⁸ R. K. Shivpuri,⁴⁸ S. Banerjee,⁴⁹ S. Bhattacharya,⁴⁹ S. Dutta,⁴⁹ B. Gomber,⁴⁹ S. Jain,⁴⁹ S. Jain,⁴⁹ R. Khurana,⁴⁹ S. Sarkar,⁴⁹ R. K. Choudhury,⁵⁰ D. Dutta,⁵⁰ S. Kailas,⁵⁰ V. Kumar,⁵⁰ A. K. Mohanty,^{50,b} L. M. Pant,⁵⁰ P. Shukla,⁵⁰ T. Aziz,⁵¹ M. Guchait,^{51,r} A. Gurtu,⁵¹ M. Maity,^{51,s} D. Majumder,⁵¹ G. Majumder,⁵¹ K. Mazumdar,⁵¹ G. B. Mohanty,⁵¹ B. Parida,⁵¹ A. Saha,⁵¹ K. Sudhakar,⁵¹ N. Wickramage,⁵¹ S. Banerjee,⁵² S. Dugad,⁵² N. K. Mondal,⁵² H. Arfaei,⁵³ H. Bakhshiansohi,^{53,t} S. M. Etesami,^{53,u} A. Fahim,^{53,t} M. Hashemi,⁵³ H. Hesari,⁵³ A. Jafari,^{53,t} M. Khakzad,⁵³ A. Mohammadi,^{53,v} M. Mohammadi Najafabadi,⁵³ S. Paktinat Mehdiabadi,⁵³ B. Safarzadeh,⁵³ M. Zeinali,^{53,u} M. Abbrescia,^{54a,54b} L. Barbore,^{54a,54b} C. Calabria,^{54a,54b} A. Colaleo,^{54a} D. Creanza,^{54a,54c} N. De Filippis,^{54a,54c,b} M. De Palma,^{54a,54b} L. Fiore,^{54a} G. Iaselli,^{54a,54c} L. Lusito,^{54a,54b} G. Maggi,^{54a,54c} M. Maggi,^{54a} N. Manna,^{54a,54b} B. Marangelli,^{54a,54b} S. My,^{54a,54c} S. Nuzzo,^{54a,54b} N. Pacifico,^{54a,54b} A. Pompili,^{54a,54b} G. Pugliese,^{54a,54c} F. Romano,^{54a,54c} G. Selvaggi,^{54a,54b} L. Silvestris,^{54a} S. Tuppiti,^{54a,54b} G. Zito,^{54a} G. Abbiendi,^{55a} A. C. Benvenuti,^{55a} D. Bonacorsi,^{55a}

- S. Braibant-Giacomelli,^{55a,55b} L. Brigliadori,^{55a} P. Capiluppi,^{55a,55b} A. Castro,^{55a,55b} F. R. Cavallo,^{55a}
M. Cuffiani,^{55a,55b} G. M. Dallavalle,^{55a} F. Fabbri,^{55a} A. Fanfani,^{55a,55b} D. Fasanella,^{55a,b} P. Giacomelli,^{55a}
M. Giunta,^{55a} C. Grandi,^{55a} S. Marcellini,^{55a} G. Masetti,^{55a} M. Meneghelli,^{55a,55b} A. Montanari,^{55a}
F. L. Navarria,^{55a,55b} F. Odorici,^{55a} A. Perrotta,^{55a} F. Primavera,^{55a} A. M. Rossi,^{55a,55b} T. Rovelli,^{55a,55b}
G. Siroli,^{55a,55b} R. Travaglini,^{55a,55b} S. Albergo,^{56a,56b} G. Cappello,^{56a,56b} M. Chiorboli,^{56a,56b} S. Costa,^{56a,56b}
R. Potenza,^{56a,56b} A. Tricomi,^{56a,56b} C. Tuve,^{56a,56b} G. Barbagli,^{57a} V. Ciulli,^{57a,57b} C. Civinini,^{57a}
R. D'Alessandro,^{57a,57b} E. Focardi,^{57a,57b} S. Frosali,^{57a,57b} E. Gallo,^{57a} S. Gonzi,^{57a,57b} M. Meschini,^{57a} S. Paoletti,^{57a}
G. Sguazzoni,^{57a} A. Tropiano,^{57a,b} L. Benussi,⁵⁸ S. Bianco,⁵⁸ S. Colafranceschi,^{58,w} F. Fabbri,⁵⁸ D. Piccolo,⁵⁸
P. Fabbriatore,⁵⁹ R. Musenich,⁵⁹ A. Benaglia,^{60a,60b,b} F. De Guio,^{60a,60b} L. Di Matteo,^{60a,60b} S. Gennai,^{60a,b}
A. Ghezzi,^{60a,60b} S. Malvezzi,^{60a} A. Martelli,^{60a,60b} A. Massironi,^{60a,60b,b} D. Menasce,^{60a} L. Moroni,^{60a}
M. Paganoni,^{60a,60b} D. Pedrini,^{60a} S. Ragazzi,^{60a,60b} N. Redaelli,^{60a} S. Sala,^{60a} T. Tabarelli de Fatis,^{60a,60b}
S. Buontempo,^{61a} C. A. Carrillo Montoya,^{61a,b} N. Cavallo,^{61a,x} A. De Cosa,^{61a,61b} O. Dogangun,^{61a,61b}
F. Fabozzi,^{61a,x} A. O. M. Iorio,^{61a,b} L. Lista,^{61a} M. Merola,^{61a,61b} P. Paolucci,^{61a} P. Azzi,^{62a} N. Bacchetta,^{62a,b}
P. Bellan,^{62a,62b} D. Bisello,^{62a,62b} A. Branca,^{62a} R. Carlin,^{62a,62b} P. Checchia,^{62a} T. Dorigo,^{62a} U. Dosselli,^{62a}
F. Fanzago,^{62a} F. Gasparini,^{62a,62b} U. Gasparini,^{62a,62b} A. Gozzelino,^{62a} S. Lacaprara,^{62a,y} I. Lazzizzera,^{62a,62c}
M. Margoni,^{62a,62b} M. Mazzucato,^{62a} A. T. Meneguzzo,^{62a,62b} M. Nespolo,^{62a,b} L. Perrozzi,^{62a} N. Pozzobon,^{62a,62b}
P. Ronchese,^{62a,62b} F. Simonetto,^{62a,62b} E. Torassa,^{62a} M. Tosi,^{62a,62b,b} S. Vanini,^{62a,62b} P. Zotto,^{62a,62b}
G. Zumerle,^{62a,62b} P. Baesso,^{63a,63b} U. Berzano,^{63a} S. P. Ratti,^{63a,63b} C. Riccardi,^{63a,63b} P. Torre,^{63a,63b} P. Vitulo,^{63a,63b}
C. Viviani,^{63a,63b} M. Biasini,^{64a,64b} G. M. Bilei,^{64a} B. Caponeri,^{64a,64b} L. Fanò,^{64a,64b} P. Lariccia,^{64a,64b}
A. Lucaroni,^{64a,64b,b} G. Mantovani,^{64a,64b} M. Menichelli,^{64a} A. Nappi,^{64a,64b} F. Romeo,^{64a,64b} A. Santocchia,^{64a,64b}
S. Taroni,^{64a,64b,b} M. Valdata,^{64a,64b} P. Azzurri,^{65a,65c} G. Bagliesi,^{65a} J. Bernardini,^{65a,65b} T. Boccali,^{65a}
G. Broccolo,^{65a,65c} R. Castaldi,^{65a} R. T. D'Agnolo,^{65a,65c} R. Dell'Orso,^{65a} F. Fiori,^{65a,65b} L. Foà,^{65a,65c} A. Giassi,^{65a}
A. Kraan,^{65a} F. Ligabue,^{65a,65c} T. Lomtadze,^{65a} L. Martini,^{65a,z} A. Messineo,^{65a,65b} F. Palla,^{65a} F. Palmonari,^{65a}
A. Rizzi,^{65a} G. Segneri,^{65a} A. T. Serban,^{65a} P. Spagnolo,^{65a} R. Tenchini,^{65a} G. Tonelli,^{65a,65b,b} A. Venturi,^{65a,b}
P. G. Verdini,^{65a} L. Barone,^{66a,66b} F. Cavallari,^{66a} D. Del Re,^{66a,66b,b} M. Diemoz,^{66a} D. Franci,^{66a,66b} M. Grassi,^{66a,b}
E. Longo,^{66a,66b} P. Meridiani,^{66a} S. Nourbakhsh,^{66a} G. Organtini,^{66a,66b} F. Pandolfi,^{66a,66b} R. Paramatti,^{66a}
S. Rahatlou,^{66a,66b} M. Sigamani,^{66a} N. Amapane,^{67a,67b} R. Arcidiacono,^{67a,67c} S. Argiro,^{67a,67b} M. Arneodo,^{67a,67c}
C. Biino,^{67a} C. Botta,^{67a,67b} N. Cartiglia,^{67a} R. Castello,^{67a,67b} M. Costa,^{67a,67b} N. Demaria,^{67a} A. Graziano,^{67a,67b}
C. Mariotti,^{67a} S. Maselli,^{67a} E. Migliore,^{67a,67b} V. Monaco,^{67a,67b} M. Musich,^{67a} M. M. Obertino,^{67a,67c}
N. Pastrone,^{67a} M. Pelliccioni,^{67a} A. Potenza,^{67a,67b} A. Romero,^{67a,67b} M. Ruspa,^{67a,67c} R. Sacchi,^{67a,67b}
V. Sola,^{67a,67b} A. Solano,^{67a,67b} A. Staiano,^{67a} A. Vilela Pereira,^{67a} S. Belforte,^{68a} F. Cossutti,^{68a}
G. Della Ricca,^{68a,68b} B. Gobbo,^{68a} M. Marone,^{68a,68b} D. Montanino,^{68a,68b,b} A. Penzo,^{68a} S. G. Heo,⁶⁹ S. K. Nam,⁶⁹
S. Chang,⁷⁰ J. Chung,⁷⁰ D. H. Kim,⁷⁰ G. N. Kim,⁷⁰ J. E. Kim,⁷⁰ D. J. Kong,⁷⁰ H. Park,⁷⁰ S. R. Ro,⁷⁰ D. C. Son,⁷⁰
T. Son,⁷⁰ J. Y. Kim,⁷¹ Zero J. Kim,⁷¹ S. Song,⁷¹ H. Y. Jo,⁷² S. Choi,⁷³ D. Gyun,⁷³ B. Hong,⁷³ M. Jo,⁷³ H. Kim,⁷³
T. J. Kim,⁷³ K. S. Lee,⁷³ D. H. Moon,⁷³ S. K. Park,⁷³ E. Seo,⁷³ K. S. Sim,⁷³ M. Choi,⁷⁴ S. Kang,⁷⁴ H. Kim,⁷⁴
J. H. Kim,⁷⁴ C. Park,⁷⁴ I. C. Park,⁷⁴ S. Park,⁷⁴ G. Ryu,⁷⁴ Y. Cho,⁷⁵ Y. Choi,⁷⁵ Y. K. Choi,⁷⁵ J. Goh,⁷⁵ M. S. Kim,⁷⁵
B. Lee,⁷⁵ J. Lee,⁷⁵ S. Lee,⁷⁵ H. Seo,⁷⁵ I. Yu,⁷⁵ M. J. Bilinskas,⁷⁶ I. Grigelionis,⁷⁶ M. Janulis,⁷⁶ D. Martisiute,⁷⁶
P. Petrov,⁷⁶ M. Polujanskas,⁷⁶ T. Sabonis,⁷⁶ H. Castilla-Valdez,⁷⁷ E. De La Cruz-Burelo,⁷⁷ I. Heredia-de La Cruz,⁷⁷
R. Lopez-Fernandez,⁷⁷ R. Magaña Villalba,⁷⁷ J. Martínez-Ortega,⁷⁷ A. Sánchez-Hernández,⁷⁷
L. M. Villaseñor-Cendejas,⁷⁷ S. Carrillo Moreno,⁷⁸ F. Vazquez Valencia,⁷⁸ H. A. Salazar Ibarguen,⁷⁹
E. Casimiro Linares,⁸⁰ A. Morelos Pineda,⁸⁰ M. A. Reyes-Santos,⁸⁰ D. Krofcheck,⁸¹ J. Tam,⁸¹ A. J. Bell,⁸²
P. H. Butler,⁸² R. Doesburg,⁸² H. Silverwood,⁸² N. Tambe,⁸² M. Ahmad,⁸³ M. I. Asghar,⁸³ H. R. Hoorani,⁸³
S. Khalid,⁸³ W. A. Khan,⁸³ T. Khurshid,⁸³ S. Qazi,⁸³ M. A. Shah,⁸³ M. Shoaib,⁸³ G. Brona,⁸⁴ M. Cwiok,⁸⁴
W. Dominik,⁸⁴ K. Doroba,⁸⁴ A. Kalinowski,⁸⁴ M. Konecki,⁸⁴ J. Krolikowski,⁸⁴ T. Frueboes,⁸⁵ R. Gokieli,⁸⁵
M. Górski,⁸⁵ M. Kazana,⁸⁵ K. Nawrocki,⁸⁵ K. Romanowska-Rybinska,⁸⁵ M. Szeleper,⁸⁵ G. Wrochna,⁸⁵ P. Zalewski,⁸⁵
N. Almeida,⁸⁶ P. Bargassa,⁸⁶ A. David,⁸⁶ P. Faccioli,⁸⁶ P. G. Ferreira Parracho,⁸⁶ M. Gallinaro,⁸⁶ P. Musella,⁸⁶
A. Nayak,⁸⁶ J. Pela,^{86,b} P. Q. Ribeiro,⁸⁶ J. Seixas,⁸⁶ J. Varela,⁸⁶ S. Afanasiev,⁸⁷ I. Belotelov,⁸⁷ P. Bunin,⁸⁷
M. Gavrilenko,⁸⁷ I. Golutvin,⁸⁷ I. Gorbunov,⁸⁷ A. Kamenev,⁸⁷ V. Karjavin,⁸⁷ G. Kozlov,⁸⁷ A. Lanev,⁸⁷ P. Moisezenz,⁸⁷
V. Palichik,⁸⁷ V. Perelygin,⁸⁷ S. Shmatov,⁸⁷ V. Smirnov,⁸⁷ A. Volodko,⁸⁷ A. Zarubin,⁸⁷ S. Evstyukhin,⁸⁸
V. Golovtsov,⁸⁸ Y. Ivanov,⁸⁸ V. Kim,⁸⁸ P. Levchenko,⁸⁸ V. Murzin,⁸⁸ V. Oreshkin,⁸⁸ I. Smirnov,⁸⁸ V. Sulimov,⁸⁸
L. Uvarov,⁸⁸ S. Vavilov,⁸⁸ A. Vorobyev,⁸⁸ An. Vorobyev,⁸⁸ Yu. Andreev,⁸⁹ A. Dermenev,⁸⁹ S. Gninenko,⁸⁹

N. Golubev,⁸⁹ M. Kirsanov,⁸⁹ N. Krasnikov,⁸⁹ V. Matveev,⁸⁹ A. Pashenkov,⁸⁹ A. Toropin,⁸⁹ S. Troitsky,⁸⁹ V. Epshteyn,⁹⁰ M. Erofeeva,⁹⁰ V. Gavrilov,⁹⁰ V. Kaftanov,^{90,a} M. Kossov,^{90,b} A. Krokhotin,⁹⁰ N. Lychkovskaya,⁹⁰ V. Popov,⁹⁰ G. Safronov,⁹⁰ S. Semenov,⁹⁰ V. Stolin,⁹⁰ E. Vlasov,⁹⁰ A. Zhokin,⁹⁰ A. Belyaev,⁹¹ E. Boos,⁹¹ M. Dubinin,^{91,e} L. Dudko,⁹¹ A. Ershov,⁹¹ A. Gribushin,⁹¹ O. Kodolova,⁹¹ I. Lokhtin,⁹¹ A. Markina,⁹¹ S. Obraztsov,⁹¹ M. Perfilov,⁹¹ S. Petrushanko,⁹¹ L. Sarycheva,⁹¹ V. Savrin,⁹¹ A. Snigirev,⁹¹ V. Andreev,⁹² M. Azarkin,⁹² I. Dremin,⁹² M. Kirakosyan,⁹² A. Leonidov,⁹² G. Mesyats,⁹² S. V. Rusakov,⁹² A. Vinogradov,⁹² I. Azhgirey,⁹³ I. Bayshev,⁹³ S. Bitioukov,⁹³ V. Grishin,^{93,b} V. Kachanov,⁹³ D. Konstantinov,⁹³ A. Korablev,⁹³ V. Krychkin,⁹³ V. Petrov,⁹³ R. Ryutin,⁹³ A. Sobol,⁹³ L. Tourtchanovitch,⁹³ S. Troshin,⁹³ N. Tyurin,⁹³ A. Uzunian,⁹³ A. Volkov,⁹³ P. Adzic,^{94,aa} M. Djordjevic,⁹⁴ M. Ekmedzic,⁹⁴ D. Krpic,^{94,aa} J. Milosevic,⁹⁴ M. Aguilar-Benitez,⁹⁵ J. Alcaraz Maestre,⁹⁵ P. Arce,⁹⁵ C. Battilana,⁹⁵ E. Calvo,⁹⁵ M. Cerrada,⁹⁵ M. Chamizo Llatas,⁹⁵ N. Colino,⁹⁵ B. De La Cruz,⁹⁵ A. Delgado Peris,⁹⁵ C. Diez Pardos,⁹⁵ D. Domínguez Vázquez,⁹⁵ C. Fernandez Bedoya,⁹⁵ J. P. Fernández Ramos,⁹⁵ A. Ferrando,⁹⁵ J. Flix,⁹⁵ M. C. Fouz,⁹⁵ P. Garcia-Abia,⁹⁵ O. Gonzalez Lopez,⁹⁵ S. Goy Lopez,⁹⁵ J. M. Hernandez,⁹⁵ M. I. Josa,⁹⁵ G. Merino,⁹⁵ J. Puerta Pelayo,⁹⁵ I. Redondo,⁹⁵ L. Romero,⁹⁵ J. Santaolalla,⁹⁵ M. S. Soares,⁹⁵ C. Willmott,⁹⁵ C. Albajar,⁹⁶ G. Codispoti,⁹⁶ J. F. de Trocóniz,⁹⁶ J. Cuevas,⁹⁷ J. Fernandez Menendez,⁹⁷ S. Folgueras,⁹⁷ I. Gonzalez Caballero,⁹⁷ L. Lloret Iglesias,⁹⁷ J. M. Vizan Garcia,⁹⁷ J. A. Brochero Cifuentes,⁹⁸ I. J. Cabrillo,⁹⁸ A. Calderon,⁹⁸ S. H. Chuang,⁹⁸ J. Duarte Campderros,⁹⁸ M. Felcini,^{98,bb} M. Fernandez,⁹⁸ G. Gomez,⁹⁸ J. Gonzalez Sanchez,⁹⁸ C. Jorda,⁹⁸ P. Lobelle Pardo,⁹⁸ A. Lopez Virto,⁹⁸ J. Marco,⁹⁸ R. Marco,⁹⁸ C. Martinez Rivero,⁹⁸ F. Matorras,⁹⁸ F. J. Munoz Sanchez,⁹⁸ J. Piedra Gomez,^{98,cc} T. Rodrigo,⁹⁸ A. Y. Rodríguez-Marrero,⁹⁸ A. Ruiz-Jimeno,⁹⁸ L. Scodellaro,⁹⁸ M. Sobron Sanudo,⁹⁸ I. Vila,⁹⁸ R. Vilar Cortabitarte,⁹⁸ D. Abbaneo,⁹⁹ E. Auffray,⁹⁹ G. Auzinger,⁹⁹ P. Baillon,⁹⁹ A. H. Ball,⁹⁹ D. Barney,⁹⁹ C. Bernet,^{99,f} W. Bialas,⁹⁹ P. Bloch,⁹⁹ A. Bocci,⁹⁹ M. Bona,⁹⁹ H. Breuker,⁹⁹ K. Bunkowski,⁹⁹ T. Camporesi,⁹⁹ G. Cerminara,⁹⁹ T. Christiansen,⁹⁹ J. A. Coarasa Perez,⁹⁹ B. Curé,⁹⁹ D. D'Enterria,⁹⁹ A. De Roeck,⁹⁹ S. Di Guida,⁹⁹ N. Dupont-Sagorin,⁹⁹ A. Elliott-Peisert,⁹⁹ B. Frisch,⁹⁹ W. Funk,⁹⁹ A. Gaddi,⁹⁹ G. Georgiou,⁹⁹ H. Gerwig,⁹⁹ D. Gigi,⁹⁹ K. Gill,⁹⁹ D. Giordano,⁹⁹ F. Glege,⁹⁹ R. Gomez-Reino Garrido,⁹⁹ M. Gouzevitch,⁹⁹ P. Govoni,⁹⁹ S. Gowdy,⁹⁹ R. Guida,⁹⁹ L. Guiducci,⁹⁹ S. Gundacker,⁹⁹ M. Hansen,⁹⁹ C. Hartl,⁹⁹ J. Harvey,⁹⁹ J. Hegeman,⁹⁹ B. Hegner,⁹⁹ H. F. Hoffmann,⁹⁹ V. Innocente,⁹⁹ P. Janot,⁹⁹ K. Kaadze,⁹⁹ E. Karavakis,⁹⁹ P. Lecoq,⁹⁹ P. Lenzi,⁹⁹ C. Lourenço,⁹⁹ T. Mäki,⁹⁹ M. Malberti,⁹⁹ L. Malgeri,⁹⁹ M. Mannelli,⁹⁹ L. Masetti,⁹⁹ A. Maurisset,⁹⁹ G. Mavromanolakis,⁹⁹ F. Meijers,⁹⁹ S. Mersi,⁹⁹ E. Meschi,⁹⁹ R. Moser,⁹⁹ M. U. Mozer,⁹⁹ M. Mulders,⁹⁹ E. Nesvold,⁹⁹ M. Nguyen,⁹⁹ T. Orimoto,⁹⁹ L. Orsini,⁹⁹ E. Palencia Cortezon,⁹⁹ E. Perez,⁹⁹ A. Petrilli,⁹⁹ A. Pfeiffer,⁹⁹ M. Pierini,⁹⁹ M. Pimiä,⁹⁹ D. Piparo,⁹⁹ G. Polese,⁹⁹ L. Quertenmont,⁹⁹ A. Racz,⁹⁹ W. Reece,⁹⁹ J. Rodrigues Antunes,⁹⁹ G. Rolandi,^{99,dd} T. Rommerskirchen,⁹⁹ C. Rovelli,^{99,ee} M. Rovere,⁹⁹ H. Sakulin,⁹⁹ F. Santanastasio,⁹⁹ C. Schäfer,⁹⁹ C. Schwick,⁹⁹ I. Segoni,⁹⁹ A. Sharma,⁹⁹ P. Siegrist,⁹⁹ P. Silva,⁹⁹ M. Simon,⁹⁹ P. Sphicas,^{99,ff} D. Spiga,⁹⁹ M. Spiropulu,^{99,e} M. Stoye,⁹⁹ A. Tsirou,⁹⁹ P. Vichoudis,⁹⁹ H. K. Wöhri,⁹⁹ S. D. Worm,⁹⁹ W. D. Zeuner,⁹⁹ W. Bertl,¹⁰⁰ K. Deiters,¹⁰⁰ W. Erdmann,¹⁰⁰ K. Gabathuler,¹⁰⁰ R. Horisberger,¹⁰⁰ Q. Ingram,¹⁰⁰ H. C. Kaestli,¹⁰⁰ S. König,¹⁰⁰ D. Kotlinski,¹⁰⁰ U. Langenegger,¹⁰⁰ F. Meier,¹⁰⁰ D. Renker,¹⁰⁰ T. Rohe,¹⁰⁰ J. Sibille,^{100,gg} L. Bäni,¹⁰¹ P. Bortignon,¹⁰¹ B. Casal,¹⁰¹ N. Chanon,¹⁰¹ Z. Chen,¹⁰¹ S. Cittolin,¹⁰¹ A. Deisher,¹⁰¹ G. Dissertori,¹⁰¹ M. Dittmar,¹⁰¹ J. Eugster,¹⁰¹ K. Freudenreich,¹⁰¹ C. Grab,¹⁰¹ P. Lecomte,¹⁰¹ W. Lustermann,¹⁰¹ C. Marchica,^{101,hh} P. Martinez Ruiz del Arbol,¹⁰¹ P. Milenovic,^{101,ii} N. Mohr,¹⁰¹ F. Moortgat,¹⁰¹ C. Nägeli,^{101,hh} P. Nef,¹⁰¹ F. Nessi-Tedaldi,¹⁰¹ L. Pape,¹⁰¹ F. Pauss,¹⁰¹ M. Peruzzi,¹⁰¹ F. J. Ronga,¹⁰¹ M. Rossini,¹⁰¹ L. Sala,¹⁰¹ A. K. Sanchez,¹⁰¹ M.-C. Sawley,¹⁰¹ A. Starodumov,^{101,jj} B. Stieger,¹⁰¹ M. Takahashi,¹⁰¹ L. Tauscher,^{101,a} A. Thea,¹⁰¹ K. Theofilatos,¹⁰¹ D. Treille,¹⁰¹ C. Urscheler,¹⁰¹ R. Wallny,¹⁰¹ M. Weber,¹⁰¹ L. Wehrli,¹⁰¹ J. Weng,¹⁰¹ E. Aguilo,¹⁰² C. Amsler,¹⁰² V. Chiochia,¹⁰² S. De Visscher,¹⁰² C. Favaro,¹⁰² M. Ivova Rikova,¹⁰² B. Millan Mejias,¹⁰² P. Otiougova,¹⁰² P. Robmann,¹⁰² A. Schmidt,¹⁰² H. Snoek,¹⁰² M. Verzetti,¹⁰² Y. H. Chang,¹⁰³ K. H. Chen,¹⁰³ C. M. Kuo,¹⁰³ S. W. Li,¹⁰³ W. Lin,¹⁰³ Z. K. Liu,¹⁰³ Y. J. Lu,¹⁰³ D. Mekterovic,¹⁰³ R. Volpe,¹⁰³ S. S. Yu,¹⁰³ P. Bartalini,¹⁰⁴ P. Chang,¹⁰⁴ Y. H. Chang,¹⁰⁴ Y. W. Chang,¹⁰⁴ Y. Chao,¹⁰⁴ K. F. Chen,¹⁰⁴ C. Dietz,¹⁰⁴ U. Grundler,¹⁰⁴ W.-S. Hou,¹⁰⁴ Y. Hsiung,¹⁰⁴ K. Y. Kao,¹⁰⁴ Y. J. Lei,¹⁰⁴ R.-S. Lu,¹⁰⁴ J. G. Shiu,¹⁰⁴ Y. M. Tzeng,¹⁰⁴ X. Wan,¹⁰⁴ M. Wang,¹⁰⁴ A. Adiguzel,¹⁰⁵ M. N. Bakirci,^{105,kk} S. Cerci,^{105,ll} C. Dozen,¹⁰⁵ I. Dumanoglu,¹⁰⁵ E. Eskut,¹⁰⁵ S. Girgis,¹⁰⁵ G. Gokbulut,¹⁰⁵ I. Hos,¹⁰⁵ E. E. Kangal,¹⁰⁵ A. Kayis Topaksu,¹⁰⁵ G. Onengut,¹⁰⁵ K. Ozdemir,¹⁰⁵ S. Ozturk,^{105,mm} A. Polatoz,¹⁰⁵ K. Sogut,^{105,nn} D. Sunar Cerci,^{105,ll} B. Tali,^{105,ll} H. Topakli,^{105,kk} D. Uzun,¹⁰⁵ L. N. Vergili,¹⁰⁵ M. Vergili,¹⁰⁵ I. V. Akin,¹⁰⁶ T. Aliev,¹⁰⁶ B. Bilin,¹⁰⁶ S. Bilmis,¹⁰⁶ M. Deniz,¹⁰⁶ H. Gamsizkan,¹⁰⁶ A. M. Guler,¹⁰⁶ K. Ocalan,¹⁰⁶ A. Ozpineci,¹⁰⁶ M. Serin,¹⁰⁶ R. Sever,¹⁰⁶ U. E. Surat,¹⁰⁶ M. Yalvac,¹⁰⁶ E. Yildirim,¹⁰⁶

M. Zeyrek,¹⁰⁶ M. Delimeroglu,¹⁰⁷ E. Gülmez,¹⁰⁷ B. Isildak,¹⁰⁷ M. Kaya,^{107,oo} O. Kaya,^{107,oo} M. özbek,¹⁰⁷
 S. Ozkorucuklu,^{107,pp} N. Sonmez,^{107,qq} L. Levchuk,¹⁰⁸ F. Bostock,¹⁰⁹ J. J. Brooke,¹⁰⁹ E. Clement,¹⁰⁹ D. Cussans,¹⁰⁹
 R. Frazier,¹⁰⁹ J. Goldstein,¹⁰⁹ M. Grimes,¹⁰⁹ G. P. Heath,¹⁰⁹ H. F. Heath,¹⁰⁹ L. Kreczko,¹⁰⁹ S. Metson,¹⁰⁹
 D. M. Newbold,^{109,rr} K. Nirunpong,¹⁰⁹ A. Poll,¹⁰⁹ S. Senkin,¹⁰⁹ V. J. Smith,¹⁰⁹ L. Basso,^{110,ss} K. W. Bell,¹¹⁰
 A. Belyaev,^{110,ss} C. Brew,¹¹⁰ R. M. Brown,¹¹⁰ B. Camanzi,¹¹⁰ D. J. A. Cockerill,¹¹⁰ J. A. Coughlan,¹¹⁰ K. Harder,¹¹⁰
 S. Harper,¹¹⁰ J. Jackson,¹¹⁰ B. W. Kennedy,¹¹⁰ E. Olaiya,¹¹⁰ D. Petyt,¹¹⁰ B. C. Radburn-Smith,¹¹⁰
 C. H. Shepherd-Themistocleous,¹¹⁰ I. R. Tomalin,¹¹⁰ W. J. Womersley,¹¹⁰ R. Bainbridge,¹¹¹ G. Ball,¹¹¹ J. Ballin,¹¹¹
 R. Beuselinck,¹¹¹ O. Buchmuller,¹¹¹ D. Colling,¹¹¹ N. Cripps,¹¹¹ M. Cutajar,¹¹¹ G. Davies,¹¹¹ M. Della Negra,¹¹¹
 W. Ferguson,¹¹¹ J. Fulcher,¹¹¹ D. Futyan,¹¹¹ A. Gilbert,¹¹¹ A. Guneratne Bryer,¹¹¹ G. Hall,¹¹¹ Z. Hatherell,¹¹¹
 J. Hays,¹¹¹ G. Iles,¹¹¹ M. Jarvis,¹¹¹ G. Karapostoli,¹¹¹ L. Lyons,¹¹¹ A.-M. Magnan,¹¹¹ J. Marrouche,¹¹¹
 B. Mathias,¹¹¹ R. Nandi,¹¹¹ J. Nash,¹¹¹ A. Nikitenko,^{111,jj} A. Papageorgiou,¹¹¹ M. Pesaresi,¹¹¹ K. Petridis,¹¹¹
 M. Pioppi,^{111,tt} D. M. Raymond,¹¹¹ S. Rogerson,¹¹¹ N. Rompotis,¹¹¹ A. Rose,¹¹¹ M. J. Ryan,¹¹¹ C. Seez,¹¹¹
 P. Sharp,¹¹¹ A. Sparrow,¹¹¹ A. Tapper,¹¹¹ S. Tourneur,¹¹¹ M. Vazquez Acosta,¹¹¹ T. Virdee,¹¹¹ S. Wakefield,¹¹¹
 N. Wardle,¹¹¹ D. Wardrope,¹¹¹ T. Whyntie,¹¹¹ M. Barrett,¹¹² M. Chadwick,¹¹² J. E. Cole,¹¹² P. R. Hobson,¹¹²
 A. Khan,¹¹² P. Kyberd,¹¹² D. Leslie,¹¹² W. Martin,¹¹² I. D. Reid,¹¹² L. Teodorescu,¹¹² K. Hatakeyama,¹¹³ H. Liu,¹¹³
 C. Henderson,¹¹⁴ A. Avetisyan,¹¹⁵ T. Bose,¹¹⁵ E. Carrera Jarrin,¹¹⁵ C. Fantasia,¹¹⁵ A. Heister,¹¹⁵ J. St. John,¹¹⁵
 P. Lawson,¹¹⁵ D. Lazic,¹¹⁵ J. Rohlf,¹¹⁵ D. Sperka,¹¹⁵ L. Sulak,¹¹⁵ S. Bhattacharya,¹¹⁶ D. Cutts,¹¹⁶ A. Ferapontov,¹¹⁶
 U. Heintz,¹¹⁶ S. Jabeen,¹¹⁶ G. Kukartsev,¹¹⁶ G. Landsberg,¹¹⁶ M. Luk,¹¹⁶ M. Narain,¹¹⁶ D. Nguyen,¹¹⁶ M. Segala,¹¹⁶
 T. Sinthuprasith,¹¹⁶ T. Speer,¹¹⁶ K. V. Tsang,¹¹⁶ R. Breedon,¹¹⁷ G. Breto,¹¹⁷ M. Calderon De La Barca Sanchez,¹¹⁷
 S. Chauhan,¹¹⁷ M. Chertok,¹¹⁷ J. Conway,¹¹⁷ R. Conway,¹¹⁷ P. T. Cox,¹¹⁷ J. Dolen,¹¹⁷ R. Erbacher,¹¹⁷ R. Houtz,¹¹⁷
 W. Ko,¹¹⁷ A. Kopecky,¹¹⁷ R. Lander,¹¹⁷ H. Liu,¹¹⁷ O. Mall,¹¹⁷ S. Maruyama,¹¹⁷ T. Miceli,¹¹⁷ D. Pellett,¹¹⁷
 J. Robles,¹¹⁷ B. Rutherford,¹¹⁷ M. Searle,¹¹⁷ J. Smith,¹¹⁷ M. Squires,¹¹⁷ M. Tripathi,¹¹⁷ R. Vasquez Sierra,¹¹⁷
 V. Andreev,¹¹⁸ K. Arisaka,¹¹⁸ D. Cline,¹¹⁸ R. Cousins,¹¹⁸ J. Duris,¹¹⁸ S. Erhan,¹¹⁸ P. Everaerts,¹¹⁸ C. Farrell,¹¹⁸
 J. Hauser,¹¹⁸ M. Ignatenko,¹¹⁸ C. Jarvis,¹¹⁸ C. Plager,¹¹⁸ G. Rakness,¹¹⁸ P. Schlein,^{118,a} J. Tucker,¹¹⁸ V. Valuev,¹¹⁸
 J. Babb,¹¹⁹ R. Clare,¹¹⁹ J. Ellison,¹¹⁹ J. W. Gary,¹¹⁹ F. Giordano,¹¹⁹ G. Hanson,¹¹⁹ G. Y. Jeng,¹¹⁹ S. C. Kao,¹¹⁹
 H. Liu,¹¹⁹ O. R. Long,¹¹⁹ A. Luthra,¹¹⁹ H. Nguyen,¹¹⁹ S. Paramesvaran,¹¹⁹ J. Sturdy,¹¹⁹ S. Sumowidagdo,¹¹⁹
 R. Wilken,¹¹⁹ S. Wimpenny,¹¹⁹ W. Andrews,¹²⁰ J. G. Branson,¹²⁰ G. B. Cerati,¹²⁰ D. Evans,¹²⁰ F. Golf,¹²⁰
 A. Holzner,¹²⁰ M. Lebourgeois,¹²⁰ J. Letts,¹²⁰ B. Mangano,¹²⁰ S. Padhi,¹²⁰ C. Palmer,¹²⁰ G. Petrucciani,¹²⁰ H. Pi,¹²⁰
 M. Pieri,¹²⁰ R. Ranieri,¹²⁰ M. Sani,¹²⁰ V. Sharma,¹²⁰ S. Simon,¹²⁰ E. Sudano,¹²⁰ M. Tadel,¹²⁰ Y. Tu,¹²⁰ A. Vartak,¹²⁰
 S. Wasserbaech,^{120,uu} F. Würthwein,¹²⁰ A. Yagil,¹²⁰ J. Yoo,¹²⁰ D. Barge,¹²¹ R. Bellan,¹²¹ C. Campagnari,¹²¹
 M. D'Alfonso,¹²¹ T. Danielson,¹²¹ K. Flowers,¹²¹ P. Geffert,¹²¹ C. George,¹²¹ J. Incandela,¹²¹ C. Justus,¹²¹
 P. Kalavase,¹²¹ S. A. Koay,¹²¹ D. Kovalskyi,^{121,b} V. Krutelyov,¹²¹ S. Lowette,¹²¹ N. Mccoll,¹²¹ S. D. Mullin,¹²¹
 V. Pavlunin,¹²¹ F. Rebassoo,¹²¹ J. Ribnik,¹²¹ J. Richman,¹²¹ R. Rossin,¹²¹ D. Stuart,¹²¹ W. To,¹²¹ J. R. Vlimant,¹²¹
 C. West,¹²¹ A. Apresyan,¹²² A. Bornheim,¹²² J. Bunn,¹²² Y. Chen,¹²² E. Di Marco,¹²² J. Duarte,¹²² M. Gataullin,¹²²
 Y. Ma,¹²² A. Mott,¹²² H. B. Newman,¹²² C. Rogan,¹²² V. Timciuc,¹²² P. Traczyk,¹²² J. Veverka,¹²² R. Wilkinson,¹²²
 Y. Yang,¹²² R. Y. Zhu,¹²² B. Akgun,¹²³ R. Carroll,¹²³ T. Ferguson,¹²³ Y. Iiyama,¹²³ D. W. Jang,¹²³ S. Y. Jun,¹²³
 Y. F. Liu,¹²³ M. Paulini,¹²³ J. Russ,¹²³ H. Vogel,¹²³ I. Vorobiev,¹²³ J. P. Cumalat,¹²⁴ M. E. Dinardo,¹²⁴ B. R. Drell,¹²⁴
 C. J. Edelmaier,¹²⁴ W. T. Ford,¹²⁴ A. Gaz,¹²⁴ B. Heyburn,¹²⁴ E. Luigi Lopez,¹²⁴ U. Nauenberg,¹²⁴ J. G. Smith,¹²⁴
 K. Stenson,¹²⁴ K. A. Ulmer,¹²⁴ S. R. Wagner,¹²⁴ S. L. Zang,¹²⁴ L. Agostino,¹²⁵ J. Alexander,¹²⁵ A. Chatterjee,¹²⁵
 N. Eggert,¹²⁵ L. K. Gibbons,¹²⁵ B. Heltsley,¹²⁵ W. Hopkins,¹²⁵ A. Khukhunaishvili,¹²⁵ B. Kreis,¹²⁵
 G. Nicolas Kaufman,¹²⁵ J. R. Patterson,¹²⁵ D. Puigh,¹²⁵ A. Ryd,¹²⁵ E. Salvati,¹²⁵ X. Shi,¹²⁵ W. Sun,¹²⁵ W. D. Teo,¹²⁵
 J. Thom,¹²⁵ J. Thompson,¹²⁵ J. Vaughan,¹²⁵ Y. Weng,¹²⁵ L. Winstrom,¹²⁵ P. Wittich,¹²⁵ A. Biselli,¹²⁶ G. Cirino,¹²⁶
 D. Winn,¹²⁶ S. Abdullin,¹²⁷ M. Albrow,¹²⁷ J. Anderson,¹²⁷ G. Apollinari,¹²⁷ M. Atac,¹²⁷ J. A. Bakken,¹²⁷
 L. A. T. Bauerdick,¹²⁷ A. Beretvas,¹²⁷ J. Berryhill,¹²⁷ P. C. Bhat,¹²⁷ I. Bloch,¹²⁷ K. Burkett,¹²⁷ J. N. Butler,¹²⁷
 V. Chetluru,¹²⁷ H. W. K. Cheung,¹²⁷ F. Chlebana,¹²⁷ S. Cihangir,¹²⁷ W. Cooper,¹²⁷ D. P. Eartly,¹²⁷ V. D. Elvira,¹²⁷
 S. Esen,¹²⁷ I. Fisk,¹²⁷ J. Freeman,¹²⁷ Y. Gao,¹²⁷ E. Gottschalk,¹²⁷ D. Green,¹²⁷ O. Gutsche,¹²⁷ J. Hanlon,¹²⁷
 R. M. Harris,¹²⁷ J. Hirschauer,¹²⁷ B. Hooberman,¹²⁷ H. Jensen,¹²⁷ S. Jindariani,¹²⁷ M. Johnson,¹²⁷ U. Joshi,¹²⁷
 B. Klima,¹²⁷ K. Kousouris,¹²⁷ S. Kunori,¹²⁷ S. Kwan,¹²⁷ C. Leonidopoulos,¹²⁷ D. Lincoln,¹²⁷ R. Lipton,¹²⁷
 J. Lykken,¹²⁷ K. Maeshima,¹²⁷ J. M. Marraffino,¹²⁷ D. Mason,¹²⁷ P. McBride,¹²⁷ T. Miao,¹²⁷ K. Mishra,¹²⁷
 S. Mrenna,¹²⁷ Y. Musienko,^{127,vv} C. Newman-Holmes,¹²⁷ V. O'Dell,¹²⁷ J. Pivarski,¹²⁷ R. Pordes,¹²⁷ O. Prokofyev,¹²⁷
 T. Schwarz,¹²⁷ E. Sexton-Kennedy,¹²⁷ S. Sharma,¹²⁷ W. J. Spalding,¹²⁷ L. Spiegel,¹²⁷ P. Tan,¹²⁷ L. Taylor,¹²⁷

S. Tkaczyk,¹²⁷ L. Uplegger,¹²⁷ E. W. Vaandering,¹²⁷ R. Vidal,¹²⁷ J. Whitmore,¹²⁷ W. Wu,¹²⁷ F. Yang,¹²⁷
 F. Yumiceva,¹²⁷ J. C. Yun,¹²⁷ D. Acosta,¹²⁸ P. Avery,¹²⁸ D. Bourilkov,¹²⁸ M. Chen,¹²⁸ S. Das,¹²⁸ M. De Gruttola,¹²⁸
 G. P. Di Giovanni,¹²⁸ D. Dobur,¹²⁸ A. Drozdetskiy,¹²⁸ R. D. Field,¹²⁸ M. Fisher,¹²⁸ Y. Fu,¹²⁸ I. K. Furic,¹²⁸
 J. Gartner,¹²⁸ S. Goldberg,¹²⁸ J. Hugon,¹²⁸ B. Kim,¹²⁸ J. Konigsberg,¹²⁸ A. Korytov,¹²⁸ A. Kropivnitskaya,¹²⁸
 T. Kypreos,¹²⁸ J. F. Low,¹²⁸ K. Matchev,¹²⁸ G. Mitselmakher,¹²⁸ L. Muniz,¹²⁸ P. Myeonghun,¹²⁸ R. Remington,¹²⁸
 A. Rinkevicius,¹²⁸ M. Schmitt,¹²⁸ B. Scurlock,¹²⁸ P. Sellers,¹²⁸ N. Skhirtladze,¹²⁸ M. Snowball,¹²⁸ D. Wang,¹²⁸
 J. Yelton,¹²⁸ M. Zakaria,¹²⁸ V. Gaultney,¹²⁹ L. M. Lebolo,¹²⁹ S. Linn,¹²⁹ P. Markowitz,¹²⁹ G. Martinez,¹²⁹
 J. L. Rodriguez,¹²⁹ T. Adams,¹³⁰ A. Askew,¹³⁰ J. Bochenek,¹³⁰ J. Chen,¹³⁰ B. Diamond,¹³⁰ S. V. Gleyzer,¹³⁰
 J. Haas,¹³⁰ S. Hagopian,¹³⁰ V. Hagopian,¹³⁰ M. Jenkins,¹³⁰ K. F. Johnson,¹³⁰ H. Prosper,¹³⁰ S. Sekmen,¹³⁰
 V. Veeraraghavan,¹³⁰ M. M. Baarmand,¹³¹ B. Dorney,¹³¹ M. Hohlmann,¹³¹ H. Kalakhety,¹³¹ I. Vodopiyanov,¹³¹
 M. R. Adams,¹³² I. M. Anghel,¹³² L. Apanasevich,¹³² Y. Bai,¹³² V. E. Bazterra,¹³² R. R. Betts,¹³² J. Callner,¹³²
 R. Cavanaugh,¹³² C. Dragoiu,¹³² L. Gauthier,¹³² C. E. Gerber,¹³² D. J. Hofman,¹³² S. Khalatyan,¹³²
 G. J. Kunde,^{132,ww} F. Lacroix,¹³² M. Malek,¹³² C. O'Brien,¹³² C. Silkworth,¹³² C. Silvestre,¹³² D. Strom,¹³²
 N. Varelas,¹³² U. Akgun,¹³³ E. A. Albayrak,¹³³ B. Bilki,¹³³ W. Clarida,¹³³ F. Duru,¹³³ C. K. Lae,¹³³ E. McCliment,¹³³
 J.-P. Merlo,¹³³ H. Mermerkaya,^{133,xx} A. Mestvirishvili,¹³³ A. Moeller,¹³³ J. Nachtman,¹³³ C. R. Newsom,¹³³
 E. Norbeck,¹³³ J. Olson,¹³³ Y. Onel,¹³³ F. Ozok,¹³³ S. Sen,¹³³ J. Wetzel,¹³³ T. Yetkin,¹³³ K. Yi,¹³³ B. A. Barnett,¹³⁴
 B. Blumenfeld,¹³⁴ S. Bolognesi,¹³⁴ A. Bonato,¹³⁴ C. Eskew,¹³⁴ D. Fehling,¹³⁴ G. Giurgiu,¹³⁴ A. V. Gritsan,¹³⁴
 Z. J. Guo,¹³⁴ G. Hu,¹³⁴ P. Maksimovic,¹³⁴ S. Rappoccio,¹³⁴ M. Swartz,¹³⁴ N. V. Tran,¹³⁴ A. Whitbeck,¹³⁴
 P. Baringer,¹³⁵ A. Bean,¹³⁵ G. Benelli,¹³⁵ O. Grachov,¹³⁵ R. P. Kenny Iii,¹³⁵ M. Murray,¹³⁵ D. Noonan,¹³⁵
 S. Sanders,¹³⁵ R. Stringer,¹³⁵ J. S. Wood,¹³⁵ V. Zhukova,¹³⁵ A. F. Barfuss,¹³⁶ T. Bolton,¹³⁶ I. Chakaberia,¹³⁶
 A. Ivanov,¹³⁶ S. Khalil,¹³⁶ M. Makouski,¹³⁶ Y. Maravin,¹³⁶ S. Shrestha,¹³⁶ I. Svintradze,¹³⁶ J. Gronberg,¹³⁷
 D. Lange,¹³⁷ D. Wright,¹³⁷ A. Baden,¹³⁸ S. C. Eno,¹³⁸ J. A. Gomez,¹³⁸ N. J. Hadley,¹³⁸ R. G. Kellogg,¹³⁸ M. Kirm,¹³⁸
 Y. Lu,¹³⁸ A. C. Mignerey,¹³⁸ K. Rossato,¹³⁸ P. Rumerio,¹³⁸ A. Skuja,¹³⁸ J. Temple,¹³⁸ M. B. Tonjes,¹³⁸
 S. C. Tonwar,¹³⁸ E. Twedt,¹³⁸ B. Alver,¹³⁹ G. Bauer,¹³⁹ J. Bendavid,¹³⁹ W. Busza,¹³⁹ E. Butz,¹³⁹ I. A. Cali,¹³⁹
 M. Chan,¹³⁹ V. Dutta,¹³⁹ G. Gomez Ceballos,¹³⁹ M. Goncharov,¹³⁹ K. A. Hahn,¹³⁹ P. Harris,¹³⁹ Y. Kim,¹³⁹
 M. Klute,¹³⁹ Y.-J. Lee,¹³⁹ W. Li,¹³⁹ P. D. Luckey,¹³⁹ T. Ma,¹³⁹ S. Nahn,¹³⁹ C. Paus,¹³⁹ D. Ralph,¹³⁹ C. Roland,¹³⁹
 G. Roland,¹³⁹ M. Rudolph,¹³⁹ G. S. F. Stephans,¹³⁹ F. Stöckli,¹³⁹ K. Sumorok,¹³⁹ K. Sung,¹³⁹ D. Velicanu,¹³⁹
 E. A. Wenger,¹³⁹ R. Wolf,¹³⁹ B. Wyslouch,¹³⁹ S. Xie,¹³⁹ M. Yang,¹³⁹ Y. Yilmaz,¹³⁹ A. S. Yoon,¹³⁹ M. Zanetti,¹³⁹
 S. I. Cooper,¹⁴⁰ P. Cushman,¹⁴⁰ B. Dahmes,¹⁴⁰ A. De Benedetti,¹⁴⁰ G. Franzoni,¹⁴⁰ A. Gude,¹⁴⁰ J. Haupt,¹⁴⁰
 K. Klapoetke,¹⁴⁰ Y. Kubota,¹⁴⁰ J. Mans,¹⁴⁰ N. Pastika,¹⁴⁰ V. Rekovic,¹⁴⁰ R. Rusack,¹⁴⁰ M. Sasseville,¹⁴⁰
 A. Singovsky,¹⁴⁰ J. Turkewitz,¹⁴⁰ L. M. Cremaldi,¹⁴¹ R. Godang,¹⁴¹ R. Kroeger,¹⁴¹ L. Perera,¹⁴¹ R. Rahmat,¹⁴¹
 D. A. Sanders,¹⁴¹ D. Summers,¹⁴¹ E. Avdeeva,¹⁴² K. Bloom,¹⁴² S. Bose,¹⁴² J. Butt,¹⁴² D. R. Claes,¹⁴²
 A. Dominguez,¹⁴² M. Eads,¹⁴² P. Jindal,¹⁴² J. Keller,¹⁴² I. Kravchenko,¹⁴² J. Lazo-Flores,¹⁴² H. Malbouisson,¹⁴²
 S. Malik,¹⁴² G. R. Snow,¹⁴² U. Baur,¹⁴³ A. Godshalk,¹⁴³ I. Iashvili,¹⁴³ S. Jain,¹⁴³ A. Kharchilava,¹⁴³ A. Kumar,¹⁴³
 K. Smith,¹⁴³ Z. Wan,¹⁴³ G. Alverson,¹⁴⁴ E. Barberis,¹⁴⁴ D. Baumgartel,¹⁴⁴ M. Chasco,¹⁴⁴ S. Reucroft,¹⁴⁴
 D. Trocino,¹⁴⁴ D. Wood,¹⁴⁴ J. Zhang,¹⁴⁴ A. Anastassov,¹⁴⁵ A. Kubik,¹⁴⁵ N. Mucia,¹⁴⁵ N. Odell,¹⁴⁵
 R. A. Ofierzynski,¹⁴⁵ B. Pollack,¹⁴⁵ A. Pozdnyakov,¹⁴⁵ M. Schmitt,¹⁴⁵ S. Stoynev,¹⁴⁵ M. Velasco,¹⁴⁵ S. Won,¹⁴⁵
 L. Antonelli,¹⁴⁶ D. Berry,¹⁴⁶ A. Brinkerhoff,¹⁴⁶ M. Hildreth,¹⁴⁶ C. Jessop,¹⁴⁶ D. J. Karmgard,¹⁴⁶ J. Kolb,¹⁴⁶
 T. Kolberg,¹⁴⁶ K. Lannon,¹⁴⁶ W. Luo,¹⁴⁶ S. Lynch,¹⁴⁶ N. Marinelli,¹⁴⁶ D. M. Morse,¹⁴⁶ T. Pearson,¹⁴⁶ R. Ruchti,¹⁴⁶
 J. Slaunwhite,¹⁴⁶ N. Valls,¹⁴⁶ M. Wayne,¹⁴⁶ J. Ziegler,¹⁴⁶ B. Bylsma,¹⁴⁷ L. S. Durkin,¹⁴⁷ C. Hill,¹⁴⁷ P. Killewald,¹⁴⁷
 K. Kotov,¹⁴⁷ T. Y. Ling,¹⁴⁷ M. Rodenburg,¹⁴⁷ C. Vuosalo,¹⁴⁷ G. Williams,¹⁴⁷ N. Adam,¹⁴⁸ E. Berry,¹⁴⁸ P. Elmer,¹⁴⁸
 D. Gerbaudo,¹⁴⁸ V. Halyo,¹⁴⁸ P. Hebda,¹⁴⁸ A. Hunt,¹⁴⁸ E. Laird,¹⁴⁸ D. Lopes Pegna,¹⁴⁸ P. Lujan,¹⁴⁸ D. Marlow,¹⁴⁸
 T. Medvedeva,¹⁴⁸ M. Mooney,¹⁴⁸ J. Olsen,¹⁴⁸ P. Piroué,¹⁴⁸ X. Quan,¹⁴⁸ A. Raval,¹⁴⁸ H. Saka,¹⁴⁸ D. Stickland,¹⁴⁸
 C. Tully,¹⁴⁸ J. S. Werner,¹⁴⁸ A. Zuranski,¹⁴⁸ J. G. Acosta,¹⁴⁹ X. T. Huang,¹⁴⁹ A. Lopez,¹⁴⁹ H. Mendez,¹⁴⁹
 S. Oliveros,¹⁴⁹ J. E. Ramirez Vargas,¹⁴⁹ A. Zatserklyaniy,¹⁴⁹ E. Alagoz,¹⁵⁰ V. E. Barnes,¹⁵⁰ D. Benedetti,¹⁵⁰
 G. Bolla,¹⁵⁰ L. Borrello,¹⁵⁰ D. Bortoletto,¹⁵⁰ M. De Mattia,¹⁵⁰ A. Everett,¹⁵⁰ L. Gutay,¹⁵⁰ Z. Hu,¹⁵⁰ M. Jones,¹⁵⁰
 O. Koybasi,¹⁵⁰ M. Kress,¹⁵⁰ A. T. Laasanen,¹⁵⁰ N. Leonardo,¹⁵⁰ V. Maroussov,¹⁵⁰ P. Merkel,¹⁵⁰ D. H. Miller,¹⁵⁰
 N. Neumeister,¹⁵⁰ I. Shipsey,¹⁵⁰ D. Silvers,¹⁵⁰ A. Svyatkovskiy,¹⁵⁰ M. Vidal Marono,¹⁵⁰ H. D. Yoo,¹⁵⁰ J. Zablocki,¹⁵⁰
 Y. Zheng,¹⁵⁰ S. Guragain,¹⁵¹ N. Parashar,¹⁵¹ A. Adair,¹⁵² C. Boulahouache,¹⁵² K. M. Ecklund,¹⁵² F. J. M. Geurts,¹⁵²
 B. P. Padley,¹⁵² R. Redjimi,¹⁵² J. Roberts,¹⁵² J. Zabel,¹⁵² B. Betchart,¹⁵³ A. Bodek,¹⁵³ Y. S. Chung,¹⁵³ R. Covarelli,¹⁵³
 P. de Barbaro,¹⁵³ R. Demina,¹⁵³ Y. Eshaq,¹⁵³ H. Flacher,¹⁵³ A. Garcia-Bellido,¹⁵³ P. Goldenzweig,¹⁵³ Y. Gotra,¹⁵³

J. Han,¹⁵³ A. Harel,¹⁵³ D. C. Miner,¹⁵³ G. Petrillo,¹⁵³ W. Sakumoto,¹⁵³ D. Vishnevskiy,¹⁵³ M. Zielinski,¹⁵³
 A. Bhatti,¹⁵⁴ R. Ciesielski,¹⁵⁴ L. Demortier,¹⁵⁴ K. Goulios,¹⁵⁴ G. Lungu,¹⁵⁴ S. Malik,¹⁵⁴ C. Mesropian,¹⁵⁴
 S. Arora,¹⁵⁵ O. Atramentov,¹⁵⁵ A. Barker,¹⁵⁵ J. P. Chou,¹⁵⁵ C. Contreras-Campana,¹⁵⁵ E. Contreras-Campana,¹⁵⁵
 D. Duggan,¹⁵⁵ D. Ferencek,¹⁵⁵ Y. Gershtein,¹⁵⁵ R. Gray,¹⁵⁵ E. Halkiadakis,¹⁵⁵ D. Hidas,¹⁵⁵ D. Hits,¹⁵⁵ A. Lath,¹⁵⁵
 S. Panwalkar,¹⁵⁵ M. Park,¹⁵⁵ R. Patel,¹⁵⁵ A. Richards,¹⁵⁵ K. Rose,¹⁵⁵ S. Salur,¹⁵⁵ S. Schnetzer,¹⁵⁵ S. Somalwar,¹⁵⁵
 R. Stone,¹⁵⁵ S. Thomas,¹⁵⁵ G. Cerizza,¹⁵⁶ M. Hollingsworth,¹⁵⁶ S. Spanier,¹⁵⁶ Z. C. Yang,¹⁵⁶ A. York,¹⁵⁶
 R. Eusebi,¹⁵⁷ W. Flanagan,¹⁵⁷ J. Gilmore,¹⁵⁷ A. Gurrola,¹⁵⁷ T. Kamon,^{157,yy} V. Khotilovich,¹⁵⁷ R. Montalvo,¹⁵⁷
 I. Osipenkov,¹⁵⁷ Y. Pakhotin,¹⁵⁷ A. Perloff,¹⁵⁷ J. Roe,¹⁵⁷ A. Safonov,¹⁵⁷ S. Sengupta,¹⁵⁷ I. Suarez,¹⁵⁷ A. Tatarinov,¹⁵⁷
 D. Toback,¹⁵⁷ N. Akchurin,¹⁵⁸ C. Bardak,¹⁵⁸ J. Damgov,¹⁵⁸ P. R. Duerdo,¹⁵⁸ C. Jeong,¹⁵⁸ K. Kovitanggoon,¹⁵⁸
 S. W. Lee,¹⁵⁸ T. Libeiro,¹⁵⁸ P. Mane,¹⁵⁸ Y. Roh,¹⁵⁸ A. Sill,¹⁵⁸ I. Volobouev,¹⁵⁸ R. Wigmans,¹⁵⁸ E. Yazgan,¹⁵⁸
 E. Appelt,¹⁵⁹ E. Brownson,¹⁵⁹ D. Engh,¹⁵⁹ C. Florez,¹⁵⁹ W. Gabella,¹⁵⁹ M. Issah,¹⁵⁹ W. Johns,¹⁵⁹ C. Johnston,¹⁵⁹
 P. Kurt,¹⁵⁹ C. Maguire,¹⁵⁹ A. Melo,¹⁵⁹ P. Sheldon,¹⁵⁹ B. Snook,¹⁵⁹ S. Tuo,¹⁵⁹ J. Velkovska,¹⁵⁹ M. W. Arenton,¹⁶⁰
 M. Balazs,¹⁶⁰ S. Boutle,¹⁶⁰ B. Cox,¹⁶⁰ B. Francis,¹⁶⁰ S. Goadhouse,¹⁶⁰ J. Goodell,¹⁶⁰ R. Hirosky,¹⁶⁰ A. Ledovskoy,¹⁶⁰
 C. Lin,¹⁶⁰ C. Neu,¹⁶⁰ J. Wood,¹⁶⁰ R. Yohay,¹⁶⁰ S. Gollapinni,¹⁶¹ R. Harr,¹⁶¹ P. E. Karchin,¹⁶¹
 C. Kottachchi Kankanamge Don,¹⁶¹ P. Lamichhane,¹⁶¹ M. Mattson,¹⁶¹ C. Milstène,¹⁶¹ A. Sakharov,¹⁶¹
 M. Anderson,¹⁶² M. Bachtis,¹⁶² D. Belknap,¹⁶² J. N. Bellinger,¹⁶² D. Carlsmith,¹⁶² M. Cepeda,¹⁶²
 S. Dasu,¹⁶² J. Efron,¹⁶² E. Friis,¹⁶² L. Gray,¹⁶² K. S. Grogg,¹⁶² M. Grothe,¹⁶² R. Hall-Wilton,¹⁶² M. Herndon,¹⁶²
 A. Hervé,¹⁶² P. Klabbers,¹⁶² J. Klukas,¹⁶² A. Lanaro,¹⁶² C. Lazaridis,¹⁶² J. Leonard,¹⁶² R. Loveless,¹⁶²
 A. Mohapatra,¹⁶² I. Ojalvo,¹⁶² W. Parker,¹⁶² G. A. Pierro,¹⁶² I. Ross,¹⁶² A. Savin,¹⁶² W. H. Smith,¹⁶²
 J. Swanson,¹⁶² and M. Weinberg¹⁶²

(CMS Collaboration)

¹*Yerevan Physics Institute, Yerevan, Armenia*

²*Institut für Hochenergiephysik der OeAW, Wien, Austria*

³*National Centre for Particle and High Energy Physics, Minsk, Belarus*

⁴*Universiteit Antwerpen, Antwerpen, Belgium*

⁵*Vrije Universiteit Brussel, Brussel, Belgium*

⁶*Université Libre de Bruxelles, Bruxelles, Belgium*

⁷*Ghent University, Ghent, Belgium*

⁸*Université Catholique de Louvain, Louvain-la-Neuve, Belgium*

⁹*Université de Mons, Mons, Belgium*

¹⁰*Centro Brasileiro de Pesquisas Fisicas, Rio de Janeiro, Brazil*

¹¹*Universidade do Estado do Rio de Janeiro, Rio de Janeiro, Brazil*

¹²*Instituto de Fisica Teorica, Universidade Estadual Paulista, Sao Paulo, Brazil*

¹³*Institute for Nuclear Research and Nuclear Energy, Sofia, Bulgaria*

¹⁴*University of Sofia, Sofia, Bulgaria*

¹⁵*Institute of High Energy Physics, Beijing, China*

¹⁶*State Key Lab. of Nuclear Physics and Technology, Peking University, Beijing, China*

¹⁷*Universidad de Los Andes, Bogota, Colombia*

¹⁸*Technical University of Split, Split, Croatia*

¹⁹*University of Split, Split, Croatia*

²⁰*Institute Rudjer Boskovic, Zagreb, Croatia*

²¹*University of Cyprus, Nicosia, Cyprus*

²²*Charles University, Prague, Czech Republic*

²³*Academy of Scientific Research and Technology of the Arab Republic of Egypt, Egyptian Network of High Energy Physics, Cairo, Egypt*

²⁴*National Institute of Chemical Physics and Biophysics, Tallinn, Estonia*

²⁵*Department of Physics, University of Helsinki, Helsinki, Finland*

²⁶*Helsinki Institute of Physics, Helsinki, Finland*

²⁷*Lappeenranta University of Technology, Lappeenranta, Finland*

²⁸*Laboratoire d'Annecy-le-Vieux de Physique des Particules, IN2P3-CNRS, Annecy-le-Vieux, France*

²⁹*DSM/IRFU, CEA/Saclay, Gif-sur-Yvette, France*

³⁰*Laboratoire Leprince-Ringuet, Ecole Polytechnique, IN2P3-CNRS, Palaiseau, France*

³¹*Institut Pluridisciplinaire Hubert Curien, Université de Strasbourg, Université de Haute Alsace Mulhouse, CNRS/IN2P3, Strasbourg, France*

- ³²*Centre de Calcul de l'Institut National de Physique Nucleaire et de Physique des Particules (IN2P3), Villeurbanne, France*
- ³³*Université de Lyon, Université Claude Bernard Lyon 1, CNRS-IN2P3, USA
Institut de Physique Nucléaire de Lyon, Villeurbanne, France*
- ³⁴*Institute of High Energy Physics and Informatization, Tbilisi State University, Tbilisi, Georgia*
- ³⁵*RWTH Aachen University, I. Physikalisches Institut, Aachen, Germany*
- ³⁶*RWTH Aachen University, III. Physikalisches Institut A, Aachen, Germany*
- ³⁷*RWTH Aachen University, III. Physikalisches Institut B, Aachen, Germany*
- ³⁸*Deutsches Elektronen-Synchrotron, Hamburg, Germany*
- ³⁹*University of Hamburg, Hamburg, Germany*
- ⁴⁰*Institut für Experimentelle Kernphysik, Karlsruhe, Germany*
- ⁴¹*Institute of Nuclear Physics "Demokritos", Aghia Paraskevi, Greece*
- ⁴²*University of Athens, Athens, Greece*
- ⁴³*University of Ioannina, Ioannina, Greece*
- ⁴⁴*KFKI Research Institute for Particle and Nuclear Physics, Budapest, Hungary*
- ⁴⁵*Institute of Nuclear Research ATOMKI, Debrecen, Hungary*
- ⁴⁶*University of Debrecen, Debrecen, Hungary*
- ⁴⁷*Panjab University, Chandigarh, India*
- ⁴⁸*University of Delhi, Delhi, India*
- ⁴⁹*Saha Institute of Nuclear Physics, Kolkata, India*
- ⁵⁰*Bhabha Atomic Research Centre, Mumbai, India*
- ⁵¹*Tata Institute of Fundamental Research - EHEP, Mumbai, India*
- ⁵²*Tata Institute of Fundamental Research - HECR, Mumbai, India*
- ⁵³*Institute for Research and Fundamental Sciences (IPM), Tehran, Iran*
- ^{54a}*INFN Sezione di Bari, Bari, Italy*
- ^{54b}*Università di Bari, Bari, Italy*
- ^{54c}*Politecnico di Bari, Bari, Italy*
- ^{55a}*INFN Sezione di Bologna, Bologna, Italy*
- ^{55b}*Università di Bologna, Bologna, Italy*
- ^{56a}*INFN Sezione di Catania, Catania, Italy*
- ^{56b}*Università di Catania, Catania, Italy*
- ^{57a}*INFN Sezione di Firenze, Firenze, Italy*
- ^{57b}*Università di Firenze, Firenze, Italy*
- ⁵⁸*INFN Laboratori Nazionali di Frascati, Frascati, Italy*
- ⁵⁹*INFN Sezione di Genova, Genova, Italy*
- ^{60a}*INFN Sezione di Milano-Bicocca, Milano, Italy*
- ^{60b}*Università di Milano-Bicocca, Milano, Italy*
- ^{61a}*INFN Sezione di Napoli, Napoli, Italy*
- ^{61b}*Università di Napoli "Federico II", Napoli, Italy*
- ^{62a}*INFN Sezione di Padova, Padova, Italy*
- ^{62b}*Università di Padova, Padova, Italy*
- ^{62c}*Università di Trento (Trento), Padova, Italy*
- ^{63a}*INFN Sezione di Pavia, Pavia, Italy*
- ^{63b}*Università di Pavia, Pavia, Italy*
- ^{64a}*INFN Sezione di Perugia, Perugia, Italy*
- ^{64b}*Università di Perugia, Perugia, Italy*
- ^{65a}*INFN Sezione di Pisa, Pisa, Italy*
- ^{65b}*Università di Pisa, Pisa, Italy*
- ^{65c}*Scuola Normale Superiore di Pisa, Pisa, Italy*
- ^{66a}*INFN Sezione di Roma, Pisa, Italy*
- ^{66b}*Università di Roma "La Sapienza", Pisa, Italy*
- ^{67a}*INFN Sezione di Torino, Pisa, Italy*
- ^{67b}*Università di Torino, Pisa, Italy*
- ^{67c}*Università del Piemonte Orientale (Novara), Pisa, Italy*
- ^{68a}*INFN Sezione di Trieste, Trieste, Italy*
- ^{68b}*Università di Trieste, Trieste, Italy*
- ⁶⁹*Kangwon National University, Chunchon, Korea*
- ⁷⁰*Kyungpook National University, Daegu, Korea*
- ⁷¹*Chonnam National University, Institute for Universe and Elementary Particles, Kwangju, Korea*
- ⁷²*Konkuk University, Seoul, Korea*
- ⁷³*Korea University, Seoul, Korea*
- ⁷⁴*University of Seoul, Seoul, Korea*

- ⁷⁵*Sungkyunkwan University, Suwon, Korea*
⁷⁶*Vilnius University, Vilnius, Lithuania*
⁷⁷*Centro de Investigacion y de Estudios Avanzados del IPN, Mexico City, Mexico*
⁷⁸*Universidad Iberoamericana, Mexico City, Mexico*
⁷⁹*Benemerita Universidad Autonoma de Puebla, Puebla, Mexico*
⁸⁰*Universidad Autónoma de San Luis Potosí, San Luis Potosí, Mexico*
⁸¹*University of Auckland, Auckland, New Zealand*
⁸²*University of Canterbury, Christchurch, New Zealand*
⁸³*National Centre for Physics, Quaid-I-Azam University, Islamabad, Pakistan*
⁸⁴*Institute of Experimental Physics, Faculty of Physics, University of Warsaw, Warsaw, Poland*
⁸⁵*Soltan Institute for Nuclear Studies, Warsaw, Poland*
⁸⁶*Laboratório de Instrumentação e Física Experimental de Partículas, Lisboa, Portugal*
⁸⁷*Joint Institute for Nuclear Research, Dubna, Russia*
⁸⁸*Petersburg Nuclear Physics Institute, Gatchina (St Petersburg), Russia*
⁸⁹*Institute for Nuclear Research, Moscow, Russia*
⁹⁰*Institute for Theoretical and Experimental Physics, Moscow, Russia*
⁹¹*Moscow State University, Moscow, Russia*
⁹²*P.N. Lebedev Physical Institute, Moscow, Russia*
⁹³*State Research Center of Russian Federation, Institute for High Energy Physics, Protvino, Russia*
⁹⁴*University of Belgrade, Faculty of Physics and Vinca Institute of Nuclear Sciences, Belgrade, Serbia*
⁹⁵*Centro de Investigaciones Energéticas Medioambientales y Tecnológicas (CIEMAT), Madrid, Spain*
⁹⁶*Universidad Autónoma de Madrid, Madrid, Spain*
⁹⁷*Universidad de Oviedo, Oviedo, Spain*
⁹⁸*Instituto de Física de Cantabria (IFCA), CSIC-Universidad de Cantabria, Santander, Spain*
⁹⁹*CERN, European Organization for Nuclear Research, Geneva, Switzerland*
¹⁰⁰*Paul Scherrer Institut, Villigen, Switzerland*
¹⁰¹*Institute for Particle Physics, ETH Zurich, Zurich, Switzerland*
¹⁰²*Universität Zürich, Zurich, Switzerland*
¹⁰³*National Central University, Chung-Li, Taiwan*
¹⁰⁴*National Taiwan University (NTU), Taipei, Taiwan*
¹⁰⁵*Cukurova University, Adana, Turkey*
¹⁰⁶*Middle East Technical University, Physics Department, Ankara, Turkey*
¹⁰⁷*Bogazici University, Istanbul, Turkey*
¹⁰⁸*National Scientific Center, Kharkov Institute of Physics and Technology, Kharkov, Ukraine*
¹⁰⁹*University of Bristol, Bristol, United Kingdom*
¹¹⁰*Rutherford Appleton Laboratory, Didcot, United Kingdom*
¹¹¹*Imperial College, London, United Kingdom*
¹¹²*Brunel University, Uxbridge, United Kingdom*
¹¹³*Baylor University, Waco, TX, USA*
¹¹⁴*The University of Alabama, Tuscaloosa, AL USA*
¹¹⁵*Boston University, Boston, MA, USA*
¹¹⁶*Brown University, Providence, RI, USA*
¹¹⁷*University of California, Davis, CA, USA*
¹¹⁸*University of California, Los Angeles, CA, USA*
¹¹⁹*University of California, Riverside, CA, USA*
¹²⁰*University of California, San Diego, CA, USA*
¹²¹*University of California, Santa Barbara, CA, USA*
¹²²*California Institute of Technology, Pasadena, CA, USA*
¹²³*Carnegie Mellon University, Pittsburgh, PA, USA*
¹²⁴*University of Colorado at Boulder, Boulder, CO, USA*
¹²⁵*Cornell University, Ithaca, NY, USA*
¹²⁶*Fairfield University, Fairfield, CT, USA*
¹²⁷*Fermi National Accelerator Laboratory, Batavia, IL, USA*
¹²⁸*University of Florida, Gainesville, FL, USA*
¹²⁹*Florida International University, Miami, FL, USA*
¹³⁰*Florida State University, Tallahassee, FL, USA*
¹³¹*Florida Institute of Technology, Melbourne, FL, USA*
¹³²*University of Illinois at Chicago (UIC), Chicago, IL, USA*
¹³³*The University of Iowa, Iowa City, IA, USA*
¹³⁴*Johns Hopkins University, Baltimore, MD, USA*
¹³⁵*The University of Kansas, Lawrence, KS, USA*

- ¹³⁶*Kansas State University, Manhattan, KS, USA*
¹³⁷*Lawrence Livermore National Laboratory, Livermore, CA, USA*
¹³⁸*University of Maryland, College Park, MD, USA*
¹³⁹*Massachusetts Institute of Technology, Cambridge, MA, USA*
¹⁴⁰*University of Minnesota, Minneapolis, MN, USA*
¹⁴¹*University of Mississippi, University, MS, USA*
¹⁴²*University of Nebraska-Lincoln, Lincoln, NE, USA*
¹⁴³*State University of New York at Buffalo, Buffalo, NY, USA*
¹⁴⁴*Northeastern University, Boston, MA, USA*
¹⁴⁵*Northwestern University, Evanston, IL, USA*
¹⁴⁶*University of Notre Dame, Notre Dame, IN, USA*
¹⁴⁷*The Ohio State University, Columbus, OH, USA*
¹⁴⁸*Princeton University, Princeton, NJ, USA*
¹⁴⁹*University of Puerto Rico, Mayaguez, PR, USA*
¹⁵⁰*Purdue University, West Lafayette, IN, USA*
¹⁵¹*Purdue University Calumet, Hammond, IN, USA*
¹⁵²*Rice University, Houston, TX, USA*
¹⁵³*University of Rochester, Rochester, NY, USA*
¹⁵⁴*The Rockefeller University, New York, NY, USA*
¹⁵⁵*Rutgers, the State University of New Jersey, Piscataway, NJ, USA*
¹⁵⁶*University of Tennessee, Knoxville, TN, USA*
¹⁵⁷*Texas A&M University, College Station, TX, USA*
¹⁵⁸*Texas Tech University, Lubbock, TX, USA*
¹⁵⁹*Vanderbilt University, Nashville, TN, USA*
¹⁶⁰*University of Virginia, Charlottesville, VA, USA*
¹⁶¹*Wayne State University, Detroit, MI, USA*
¹⁶²*University of Wisconsin, Madison, WI, USA*

^aDeceased.

^bAlso at CERN, European Organization for Nuclear Research, Geneva, Switzerland

^cAlso at National Institute of Chemical Physics and Biophysics, Tallinn, Estonia

^dAlso at Universidade Federal do ABC, Santo Andre, Brazil

^eAlso at California Institute of Technology, Pasadena, USA

^fAlso at Laboratoire Leprince-Ringuet, Ecole Polytechnique, IN2P3-CNRS, Palaiseau, France

^gAlso at Suez Canal University, Suez, Egypt

^hAlso at Cairo University, Cairo, Egypt

ⁱAlso at British University, Cairo, Egypt

^jAlso at Fayoum University, El-Fayoum, Egypt

^kAlso at Ain Shams University, Cairo, Egypt

^lAlso at Soltan Institute for Nuclear Studies, Warsaw, Poland

^mAlso at Université de Haute-Alsace, Mulhouse, France

ⁿAlso at Moscow State University, Moscow, Russia

^oAlso at Brandenburg University of Technology, Cottbus, Germany

^pAlso at Institute of Nuclear Research ATOMKI, Debrecen, Hungary

^qAlso at Eötvös Loránd University, Budapest, Hungary

^rAlso at Tata Institute of Fundamental Research - HECR, Mumbai, India

^sAlso at University of Visva-Bharati, Santiniketan, India

^tAlso at Sharif University of Technology, Tehran, Iran

^uAlso at Isfahan University of Technology, Isfahan, Iran

^vAlso at Shiraz University, Shiraz, Iran

^wAlso at Facoltà Ingegneria Università di Roma, Roma, Italy

^xAlso at Università della Basilicata, Potenza, Italy

^yAlso at Laboratori Nazionali di Legnaro dell' INFN, Legnaro, Italy

^zAlso at Università degli studi di Siena, Siena, Italy

^{aa}Also at Faculty of Physics of University of Belgrade, Belgrade, Serbia

^{bb}Also at University of California, Los Angeles, Los Angeles, USA

^{cc}Also at University of Florida, Gainesville, USA

^{dd}Also at Scuola Normale e Sezione dell' INFN, Pisa, Italy

^{ee}Also at INFN Sezione di Roma, Università di Roma “La Sapienza”, Roma, Italy

^{ff}Also at University of Athens, Athens, Greece

^{gg}Also at The University of Kansas, Lawrence, USA

^{hh}Also at Paul Scherrer Institut, Villigen, Switzerland

ⁱⁱAlso at University of Belgrade, Faculty of Physics and Vinca Institute of Nuclear Sciences, Belgrade, Serbia

^{jj}Also at Institute for Theoretical and Experimental Physics, Moscow, Russia

^{kk}Also at Gaziosmanpasa University, Tokat, Turkey

^{ll}Also at Adiyaman University, Adiyaman, Turkey

^{mm}Also at The University of Iowa, Iowa City, USA

ⁿⁿAlso at Mersin University, Mersin, Turkey

^{oo}Also at Kafkas University, Kars, Turkey

^{pp}Also at Suleyman Demirel University, Isparta, Turkey

^{qq}Also at Ege University, Izmir, Turkey

^{rr}Also at Rutherford Appleton Laboratory, Didcot, United Kingdom

^{ss}Also at School of Physics and Astronomy, University of Southampton, Southampton, United Kingdom

^{tt}Also at INFN Sezione di Perugia, Università di Perugia, Perugia, Italy

^{uu}Also at Utah Valley University, Orem, USA

^{vv}Also at Institute for Nuclear Research, Moscow, Russia

^{ww}Also at Los Alamos National Laboratory, Los Alamos, USA

^{xx}Also at Erzincan University, Erzincan, Turkey

^{yy}Also at Kyungpook National University, Daegu, Korea