



Search for pair produced fourth-generation up-type quarks in pp collisions at $\sqrt{s} = 7$ TeV with a lepton in the final state [☆]

CMS Collaboration [☆]

CERN, Switzerland

ARTICLE INFO

Article history:

Received 3 September 2012
 Received in revised form 14 October 2012
 Accepted 16 October 2012
 Available online 22 October 2012
 Editor: M. Doser

Keywords:

CMS
 Physics

ABSTRACT

The results of a search for the pair production of a fourth-generation up-type quark (t') in proton–proton collisions at $\sqrt{s} = 7$ TeV are presented, using data corresponding to an integrated luminosity of about 5.0 fb^{-1} collected by the Compact Muon Solenoid experiment at the LHC. The t' quark is assumed to decay exclusively to a W boson and a b quark. Events with a single isolated electron or muon, missing transverse momentum, and at least four hadronic jets, of which at least one must be identified as a b jet, are selected. No significant excess of events over standard model expectations is observed. Upper limits for the $t'\bar{t}'$ production cross section at 95% confidence level are set as a function of t' mass, and t' -quark production for masses below 570 GeV is excluded. The search is equally sensitive to nonchiral heavy quarks decaying to Wb. In this case, the results can be interpreted as upper limits on the production cross section times the branching fraction to Wb.

© 2012 CERN. Published by Elsevier B.V. All rights reserved.

1. Introduction

The standard model (SM) of particle physics includes three generations of fermions [1–3]. But the possibility of a sequential fourth generation of fermions is not ruled out by precision electroweak measurements (see, e.g. [4]). If the recently observed 125 GeV boson [5,6] turns out to be the SM Higgs boson, the existence of a sequential fourth generation would be disfavoured (see, e.g. [7]).

However, many models of physics beyond the SM, such as theories with an extended Higgs sector (see, e.g. [8]), can still incorporate a sequential fourth generation of fermions if the 125 GeV boson turns out to be one of the predicted extended Higgs bosons. Furthermore, other models predict (see, e.g. [9,10]) the existence of a heavy, nonchiral, vector-like quark whose left- and right-handed components transform in the same way under the symmetry group of the theory, as a partner to the top quark. This particle would cancel the divergent corrections of t-quark loops to the Higgs boson mass. The production of such a nonsequential quark would give rise to the same final-state signature described below in the search for a sequential up-type quark (denoted as t' in this Letter), and thus the results of this search are also relevant for it.

For a fourth-generation up-type quark, the mass splitting between the t' quark and the corresponding down-type b' quark is favoured to be smaller than the mass of the W boson [11–13]. In

this case, the t' quark cannot decay to Wb' . Assuming that the pattern of quark mixing observed in the CKM matrix extends to the fourth generation, the dominant t' -quark decay mode would then be $t' \rightarrow Wb$, and the lifetime of the t' would be short, similar to that of the top quark.

It is interesting to note that the coupling to the Higgs field of a fourth-generation quark with a mass above about 550 GeV becomes large, its weak interactions start to become comparable to its strong interactions, and perturbative calculations begin to fail [14]. However, such effects are still small at the beginning of this mass range, as has been shown for the case of CKM mixing [15].

We present the results of a search for the strong production of $t'\bar{t}'$ quark pairs, with t' decaying into W^+b and \bar{t}' to W^-b , in proton–proton collisions at $\sqrt{s} = 7$ TeV using the Compact Muon Solenoid (CMS) detector. The search strategy requires that one of the W bosons decays to leptons ($e\nu$ or $\mu\nu$) and the other to a quark–antiquark pair. The branching fraction into these final states is about 15% for each lepton flavour. We select events with a single charged lepton, missing transverse momentum, and at least four jets with high transverse momenta (p_T).

Previous searches for t' quarks in this final state give lower limits for the mass of the t' quark of 358 GeV [16,17] at the Tevatron and 404 GeV [18] at the Large Hadron Collider (LHC).

There are SM processes that give rise to the same signature, most notably $t\bar{t}$ and $W + \text{jets}$ production. The present search considers a t' quark with a mass larger than the SM t quark. We utilize two variables to distinguish between signal and background.

[☆] © CERN for the benefit of the CMS Collaboration.

* E-mail address: cms-publication-committee-chair@cern.ch.

The first is H_T , defined as the scalar sum of the transverse momenta of the lepton, the missing transverse momentum, and the four jets from the decay of the t' and \bar{t}' quarks. The second variable is the t' -quark mass M_{fit} , obtained from a kinematic fit of each event to the process $t'\bar{t}' \rightarrow WbW\bar{b} \rightarrow \ell\nu b\bar{q}\bar{q}'\bar{b}$. We use the two-dimensional distribution of H_T versus M_{fit} to test for the presence of a signal for $t'\bar{t}'$ production in the data.

We categorize events according to the flavour of the lepton. Events with an identified electron (muon) are classified as $e + \text{jets}$ ($\mu + \text{jets}$) events. The analysis procedures for the two channels are kept as similar as possible, with small differences mainly driven by the different trigger conditions. Finally, a combined statistical analysis of both channels is performed and upper limits for the $t'\bar{t}'$ pair production cross section and a lower limit on the t' -quark mass are derived.

2. CMS detector and data samples

The CMS experiment uses the following coordinate system. The z axis coincides with the axis of symmetry of the detector, and is oriented in the anticlockwise proton beam direction. The x axis points towards the centre of the LHC ring and the y axis points up. The polar angle θ is defined with respect to the positive z axis, and ϕ is the azimuthal angle. The transverse momentum of a particle or jet is defined as its momentum times $\sin\theta$, and pseudorapidity is $\eta = -\ln[\tan(\theta/2)]$.

The characteristic feature of the CMS detector is the superconducting solenoid, 6 m in diameter and 13 m in length, which provides an axial magnetic field of 3.8 T. Inside the solenoid are a multi-layered silicon pixel and strip tracker covering $|\eta| < 2.5$ to measure the trajectories of charged particles, an electromagnetic calorimeter (ECAL) made of lead tungstate crystals and covering $|\eta| < 3.0$, a preshower detector covering $1.65 < |\eta| < 2.6$ to measure electrons and photons, and a hadronic calorimeter (HCAL) made of brass and scintillators covering $|\eta| < 3.0$ to measure jets. Muons are identified using gas-ionization detectors embedded in the steel return yoke of the solenoid and covering $|\eta| < 2.4$. Extensive forward calorimetry complements the coverage provided by the barrel and endcap detectors. The CMS detector is nearly hermetic, allowing the measurement of the transverse momentum carried by undetected particles. A detailed description of the CMS detector can be found elsewhere [19].

We use data collected in 2011, corresponding to an integrated luminosity of 5.0 fb^{-1} for the $e + \text{jets}$ channel and 4.9 fb^{-1} for the $\mu + \text{jets}$ channel. The triggers for the $e + \text{jets}$ data required at least one electron candidate with a p_T threshold that varied between 25 and 32 GeV according to the average instantaneous luminosity. When the LHC instantaneous luminosity increased, three central jets with $p_T > 30 \text{ GeV}$ and $|\eta| < 2.6$ were also required. The triggers for the $\mu + \text{jets}$ channel required at least one muon candidate with a p_T threshold that varied between 30 and 40 GeV. No requirements were made on jets in the triggers for the $\mu + \text{jets}$ events.

We model the $t'\bar{t}'$ signal and SM background processes using Monte Carlo (MC) simulations. The $t'\bar{t}'$ signal events are generated for t' masses from 400 to 625 GeV in 25 GeV steps. The following SM background processes are simulated: $t\bar{t}$ production; single- t -quark production via the tW , s -channel, and t -channel processes; single- and double-boson production ($W + \text{jets}$, $Z + \text{jets}$, WW , WZ , and ZZ). All of these processes, except the dominant $t\bar{t}$ production, are collectively referred to as electroweak (EW) background.

The single- t -quark production is simulated with the POWHEG event generator [20–22]. All other processes are simulated with the MADEVENT/MADGRAPH [23] programs. The PYTHIA program [24] is then used to simulate additional radiation and the fragmentation

and hadronization of the quarks and gluons into jets. The generated events are processed through the CMS detector simulation based on GEANT4 [25]. Up to 20 minimum-bias events, generated with PYTHIA, are superimposed on the hard-scattering events to simulate multiple pp interactions within the same beam crossing. The MC-simulated events are weighted to reproduce the distribution of the number of vertices per event in the data (the average number of vertices per event is 8).

The simulated samples for the $t'\bar{t}'$ signal correspond to an integrated luminosity of between 100 and 2500 fb^{-1} for each value of t' -quark mass. Samples for the background processes giving the largest contributions correspond to 22 fb^{-1} for the $t\bar{t}$ sample and 2.5 fb^{-1} for $W + \text{jets}$.

3. Event reconstruction

Events are reconstructed using a particle-flow algorithm [26–28]. The particle-flow event reconstruction consists in reconstructing and identifying each single particle with an optimized combination of all subdetector information: charged tracks in the tracker and energy deposits in the ECAL and HCAL, as well as signals in the muon system and the preshower detector. This procedure categorizes all particles into five types: muons, electrons, photons, charged and neutral hadrons. The energy calibration is performed separately for each particle type.

Electron candidates are reconstructed from clusters of energy deposited in the ECAL. The clusters are first matched to track seeds in the pixel detector. The trajectory of the electron candidate is reconstructed using a dedicated modelling of the electron energy loss. Finally, the particle-flow algorithm further distinguishes electrons from charged pions using a multivariate approach [28].

Muon candidates are identified by reconstruction algorithms using signals in the silicon tracker and muon system. The tracker muon algorithm starts from tracks found in the tracker and then associates them with matching signals in the muon chambers. The global muon algorithm starts from standalone muons and then performs a global fit combining signals in the tracker and muon system.

Jets from the fragmentation of quarks and gluons are reconstructed from all particles found by the particle-flow algorithm using the anti- k_T jet clustering method [29] with the distance parameter of $R = 0.5$, as implemented in FASTJET version 2.4 [30–32]. Small corrections [33] are applied as a function of η and p_T to the reconstructed jet energies.

A jet is identified as originating from a b quark using the combined secondary-vertex (CSV) algorithm [34], which provides optimal b -tagging performance. The algorithm is based upon a likelihood test that combines information about the impact parameter significance, secondary-vertex reconstruction, and jet kinematics. The small differences in the performance of the b -tagging algorithm in data and MC simulation are accounted for by data/MC scale factors. This is done by randomly removing or adding b tags on a jet-by-jet basis, using the p_T - and η -dependent scale factors discussed in [34].

The missing transverse momentum in an event is defined as the negative vector sum of the transverse momenta of all objects found from the particle-flow algorithm.

The vertex with the highest sum of p_T^2 of all associated tracks is taken as the primary vertex of the hard collision.

4. Event selection, signal and background estimation

For this analysis we use an event selection similar to that adopted previously for $t\bar{t}$ events in the lepton + jets channel [35]. To reduce the background from $t\bar{t}$ production, we apply higher jet p_T thresholds.

Table 1

Background cross sections, number of events observed and background events predicted for the $e + \text{jets}$ and $\mu + \text{jets}$ samples. The predicted numbers of events are normalized to the integrated luminosity (except for the multijet events in the $e + \text{jets}$ channel, see text).

		$e + \text{jets}$	$\mu + \text{jets}$
Integrated luminosity		4.98 fb^{-1}	4.90 fb^{-1}
Background process	Cross section	Events	Events
$t\bar{t}$	154 pb	3950 ± 490	5460 ± 670
$W + \text{jets}$	31 nb	462 ± 55	750 ± 110
Single- t production	85 pb	208 ± 24	336 ± 45
$Z + \text{jets}, WW, WZ, ZZ$	3.1 nb	49 ± 8	69 ± 11
Multijets		78 ± 9	5 ± 5
Total background		4750 ± 560	6620 ± 800
Total observed		4734	6448

Charged leptons from W -boson decays, which are themselves originating from decays of heavy t -quark-like objects, are expected to be isolated from nearby jets. A lepton isolation variable is calculated by summing the transverse momenta of all reconstructed particles inside a cone defined as $\Delta R = \sqrt{(\Delta\phi)^2 + (\Delta\eta)^2} = 0.3$, where $\Delta\phi$ and $\Delta\eta$ are the azimuthal angle and pseudorapidity differences with respect to the lepton direction. The lepton isolation variable is equal to this sum divided by the lepton's p_T .

Events with exactly one isolated lepton and at least four jets with $|\eta| < 2.4$ are selected. Jets that are within a cone of $\Delta R = 0.3$ around the lepton direction are not considered. At least one jet must be identified as originating from a b quark. The thresholds for the lepton p_T are driven by the trigger requirements described in Section 2. The lepton track must have an impact parameter transverse to the beam direction with respect to the primary vertex of less than 0.02 cm and along the beam direction of less than 1 cm. The missing p_T in the event must be greater than 20 GeV.

The selection of the $e + \text{jets}$ events requires exactly one electron with $p_T > 35$ GeV and $|\eta| < 2.5$, electron isolation < 0.1 , and at least four jets with $p_T > 120, 90, 50$, and 35 GeV. The selection for the $\mu + \text{jets}$ channel requires exactly one muon with $p_T > 35$ GeV or $p_T > 42$ GeV for two running periods with different trigger conditions, $|\eta| < 2.1$, muon isolation < 0.125 , and at least four jets with $p_T > 120, 90, 30$, and 30 GeV. The thresholds for the two highest- p_T jets are selected to maximize the signal-to-background ratio. The thresholds for the lepton p_T and the third and fourth highest- p_T jets are driven by the trigger conditions.

Table 1 lists the number of observed and expected events for the various background sources after selection. The expected numbers of background events are calculated from the cross sections and integrated luminosities given in the table. The cross section for $t\bar{t}$ production is taken from a previous CMS measurement [35].

All other cross sections are computed with the mCFM program [36]. In the case of the $e + \text{jets}$ channel, the small multijet background is estimated from data by fitting the missing- p_T distribution with shapes predicted by the MC simulation. The uncertainties shown include systematic uncertainties in the efficiency and acceptance. Uncertainties are strongly correlated for all sources. Uncertainties in the cross sections and the integrated luminosity are not included.

The fraction of $t\bar{t}$ events retained by our selection is 0.7% for the $\mu + \text{jets}$ channel and 0.5% for the $e + \text{jets}$ channel.

The comparisons between the data and the simulated background of multiple distributions for the final objects (leptons, jets, and missing transverse momentum) and their combinations have been performed, both for the initial $t\bar{t}$ selection [35] and for the final t' requirements. In all cases, the data are in agreement with the background model predictions, within the statistical uncertainties.

Table 2 shows the theoretical cross sections for the signal process for various t' -quark masses, along with the efficiencies of the event selection for the $e + \text{jets}$ and $\mu + \text{jets}$ channels and the expected numbers of signal events. The $t'\bar{t}'$ production cross sections are computed using HATHOR [37]. The efficiencies include the branching fraction of the $t'\bar{t}'$ system into a single-lepton final state, which can be obtained from the branching fractions for $W \rightarrow \ell\nu$ and $W \rightarrow q\bar{q}'$. The uncertainties quoted are the statistical uncertainties from the MC simulation.

5. Mass reconstruction

We perform a kinematic fit of each event to the $t'\bar{t}' \rightarrow WbW\bar{b} \rightarrow \ell\nu b q\bar{q}'\bar{b}$ process. There are two steps in the reconstruction of the t' -quark mass: the assignment of reconstructed objects to the quarks, and a kinematic fit to improve the resolution of the reconstructed mass of the t' -quark candidates. The four-momenta resulting from the kinematic fit of the particles in the final state must satisfy the following three constraints, where m is the invariant mass of the corresponding particles in parentheses, M_W is the W -boson mass, M_{fit} is a free parameter in the fit (reconstructed t' mass), and ℓ stands for electron or muon:

$$m(\ell\nu) = M_W, \quad (1)$$

$$m(q\bar{q}') = M_W, \quad (2)$$

$$m(\ell\nu b) = m(q\bar{q}'\bar{b}) = M_{\text{fit}}. \quad (3)$$

Here ℓ , ν , b denote either particle or antiparticle.

The reconstructed objects in the event are the charged lepton, the neutrino, and four or more jets. For the neutrino, only its transverse momentum can be measured as the missing transverse momentum in the event. The z component of the neutrino mo-

Table 2

Theoretical cross sections [37], selection efficiencies, and numbers of expected events for the $t'\bar{t}'$ signal with different t' masses in the $e + \text{jets}$ and $\mu + \text{jets}$ channels. The efficiencies include the branching fraction of the $t'\bar{t}'$ system into a single-lepton final state.

$M_{t'}$ (GeV)	Cross section (pb)	$e + \text{jets}$ eff. (%)	Events	$\mu + \text{jets}$ eff. (%)	Events
400	1.41	4.3 ± 0.1	302	5.4 ± 0.1	373
425	0.96	4.4 ± 0.1	210	5.6 ± 0.1	263
450	0.66	4.7 ± 0.1	155	6.0 ± 0.1	194
475	0.46	4.7 ± 0.1	108	6.1 ± 0.1	137
500	0.33	4.8 ± 0.1	79	6.2 ± 0.1	100
525	0.24	4.7 ± 0.1	56	6.4 ± 0.1	75
550	0.17	4.9 ± 0.1	41	6.5 ± 0.1	54
575	0.13	4.7 ± 0.1	30	6.6 ± 0.1	42
600	0.092	4.7 ± 0.1	22	6.6 ± 0.1	30
625	0.069	4.8 ± 0.1	16	6.5 ± 0.1	22

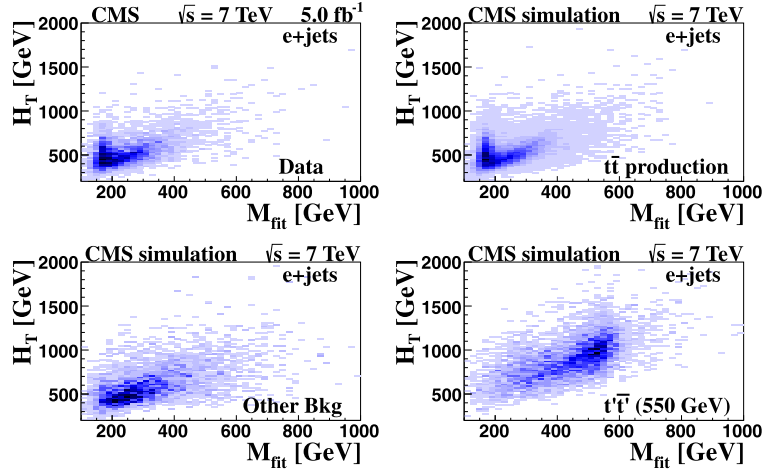


Fig. 1. H_T versus M_{fit} for the $e + \text{jets}$ channel from data (top left), and simulations of $t\bar{t}$ production (top right), other backgrounds (bottom left), and $t'\bar{t}'$ production (bottom right) for $M_{t'} = 550$ GeV.

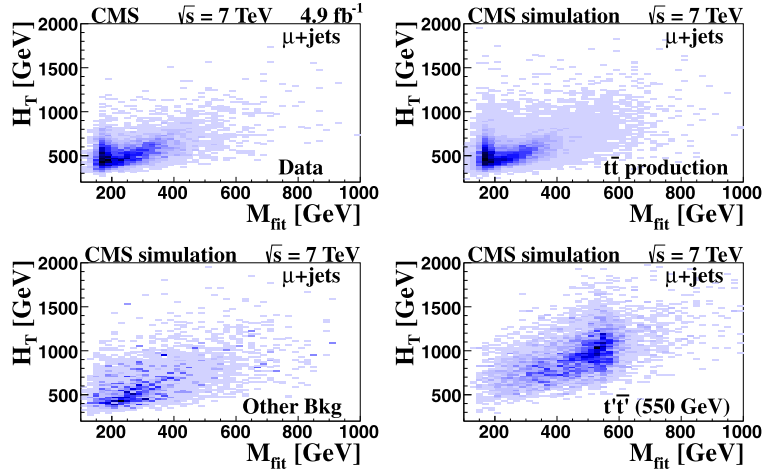


Fig. 2. H_T versus M_{fit} for the $\mu + \text{jets}$ channel from data (top left), and simulations of $t\bar{t}$ production (top right), other backgrounds (bottom left), and $t'\bar{t}'$ production (bottom right) for $M_{t'} = 550$ GeV.

mentum can be determined with two solutions from the kinematic constraints. The four quarks in the final state manifest themselves as jets and their momenta are measured. Thus, all but one of the momentum components of the considered final system are measured. With one unknown and three constraints, a kinematic fit is performed by minimizing the χ^2 computed from the difference between the measured momentum of each reconstructed object and its fitted value, divided by its uncertainty.

We have studied different strategies for pairing the observed jets with the four quarks from the decay of the t' and \bar{t}' quarks to find the best separation between the $t'\bar{t}'$ signal and the $t\bar{t}$ background. In events with exactly four jets, we consider all possible jet-quark assignments. To reduce the number of combinations, we choose only those in which at least one b-tagged jet is assigned to a b quark from the $t'\bar{t}'$ decay. In events with more than four jets, we take the five jets having the highest p_T values, and consider all combinations of four out of these five jets. In each event, the kinematic fit is carried out for each jet-quark assignment, and the jet-quark assignment with the smallest χ^2 value is chosen. This procedure selects the correct jet-quark assignment in 36–40% of the simulated $t'\bar{t}'$ events over a t' -quark mass range of 400–625 GeV for all jet multiplicities together. For $t\bar{t}$ events this fraction is much lower, about 19%, because the jets from the decays of the

t and \bar{t} quarks are softer than from t' and \bar{t}' decays and, therefore, are less likely to be among the five highest- p_T jets in the event. The χ^2 value does not distinguish the $t'\bar{t}'$ signal from the $t\bar{t}$ background because both processes satisfy the fit hypothesis, but using the smallest value for each event does increase the fraction of correct quark assignments. Since a restriction on χ^2 does not improve the signal-to-background ratio, no such restriction is applied.

Figs. 1 and 2 show the two-dimensional H_T versus M_{fit} distributions for the data, $t\bar{t}$ simulation, the other simulated backgrounds, and the $t'\bar{t}'$ simulation with a particular t' mass of 550 GeV in the $e + \text{jets}$ and $\mu + \text{jets}$ channels, respectively. Fig. 3 shows the corresponding M_{fit} and H_T projections. The integrated luminosities given in Table 1 are used for the normalization of the background processes. The data are found to be in agreement with the predicted background M_{fit} and H_T distributions. The $t\bar{t}$ events that pass the selection criteria either have high- p_T t and \bar{t} quarks that produce high- p_T jets in their decays or they have high- p_T jets from initial-state gluon radiation. The former class of events is responsible for the relatively narrow peak in the M_{fit} distribution at the t -quark mass. The M_{fit} distribution of the latter class of events is broad and typically populates the region above the t -quark mass, leading to the observed high-mass tail in the M_{fit} distribution.

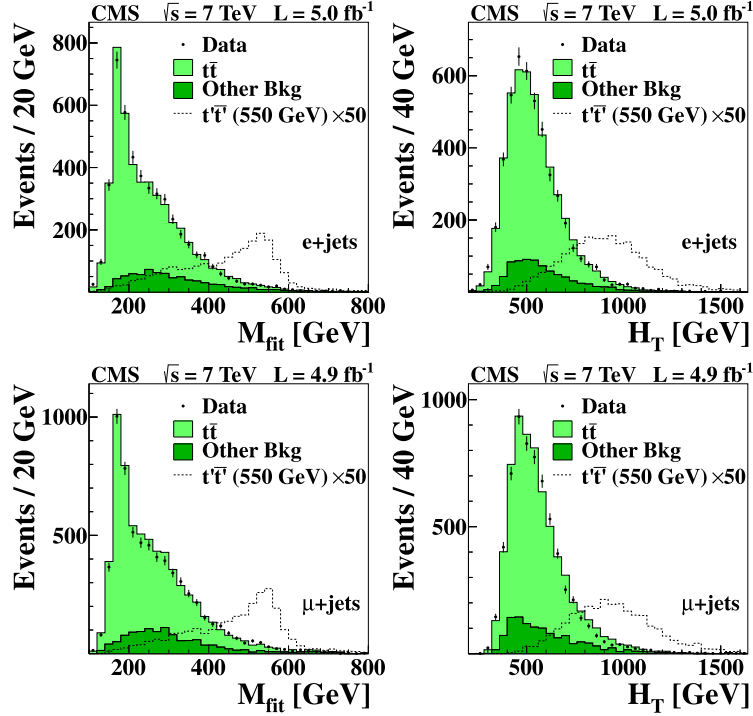


Fig. 3. Distributions of M_{fit} (left) and H_T (right) for the $e + \text{jets}$ (top) and $\mu + \text{jets}$ (bottom) channels. The data are shown as points, the simulated backgrounds as shaded histograms, and the expected signal for a t' mass of 550 GeV as dashed histograms (multiplied by a factor of 50 to improve visibility).

6. Computation of $t'\bar{t}'$ cross section limits

The two-dimensional distributions of H_T versus M_{fit} , such as those shown in Figs. 1 and 2, are used to search for a $t'\bar{t}'$ signal in the data. Simulated $t'\bar{t}'$ signal distributions are produced for t' masses from 400 to 625 GeV in 25 GeV steps. We do not use the two-dimensional histograms directly because it is not possible to simulate enough events to adequately populate all bins of the distributions for both signal and background. Therefore, we employ a new procedure that combines bins.

All the background distributions are added together to obtain the expected background event yield in each bin of the H_T versus M_{fit} histogram. Then the projections of the two-dimensional signal and background histograms onto the H_T and M_{fit} axes are separately fitted with analytic functions. Next, we compute the expected signal-to-background (s/b) ratio for each two-dimensional bin as the product of the values of the two one-dimensional-bin fit functions for the signal and for the background at the bin center. This procedure of fitting the projections and neglecting their correlations is chosen because it reduces the sensitivity of s/b ordering to statistical fluctuations in the simulated samples. These functions are used only to define the ordering of the bins. All two-dimensional bins are then sorted in increasing order of the expected s/b ratio, which we call the s/b rank.

We then merge the two-dimensional bins that are adjacent after ordering by s/b ratio so that the fractional statistical uncertainty of both the signal and the background predictions is below 20% in all bins. We select the 20% value as a compromise between two effects. Increasing this value would increase the t' signal sensitivity, but would also increase the potential biases in the $t'\bar{t}'$ cross section measurement, as determined from MC-generated “pseudo-experiments”, described below. Fig. 4 shows the colour-coded maps of the merged bins obtained for the simulation of a t' quark with a mass of 550 GeV. The colour represents the rank of the bin in the s/b ordering. A higher rank corresponds to a higher s/b value.

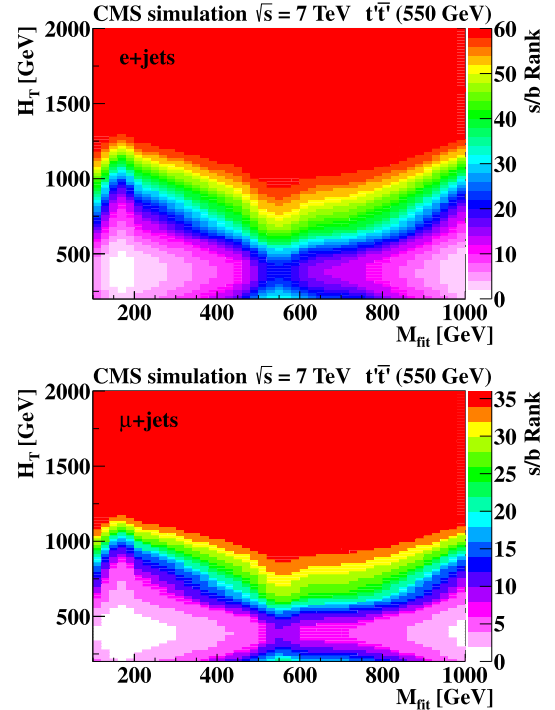


Fig. 4. Map of the merged bins in the H_T versus M_{fit} plane for a t' quark with a mass of 550 GeV for the $e + \text{jets}$ (top) and $\mu + \text{jets}$ (bottom) channels. The colour represents bins merged according to increasing signal-to-background (s/b) ratio. The vertical colour axis is labelled by s/b rank and corresponds to the bin index of the one-dimensional histograms of Fig. 5.

In Fig. 5, the number of events in the merged bins is plotted versus s/b rank. In these histograms, signal events will predominantly cluster towards the right, and background events towards the left. These one-dimensional histograms are used as input to

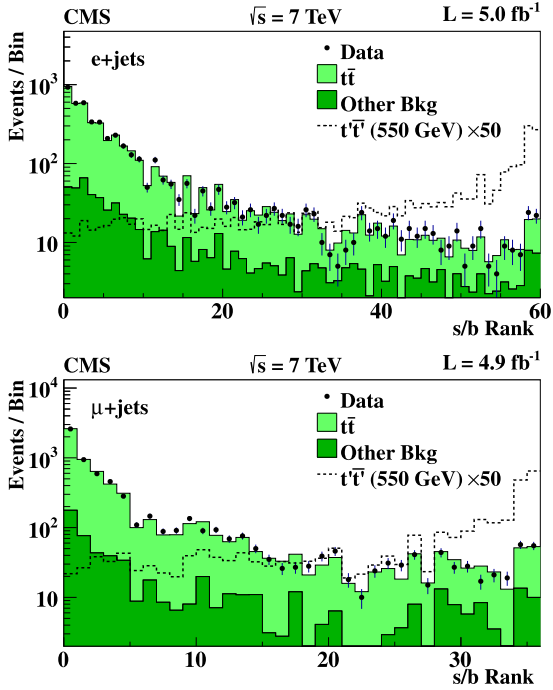


Fig. 5. Number of events per bin in the two-dimensional H_T versus M_{fit} histogram after bin merging, as a function of the signal-to-background (s/b) rank for the $e + \text{jets}$ (top) and $\mu + \text{jets}$ (bottom) channels. The data are shown by the points, the simulated $t\bar{t}$ and other background distributions by the histograms, and the prediction for a $t'\bar{t}'$ signal with a t' mass of 550 GeV by the dotted lines (multiplied by a factor of 50 for easier viewing).

the $t'\bar{t}'$ cross section computation, and we will refer to these distributions as templates in the following. The data agree with the predicted background distributions in Fig. 5, with no evidence for a t' signal. Thus, we use the results to set upper limits on the $t'\bar{t}'$ cross section as a function of t' mass.

The computation of the limits for the $t'\bar{t}'$ cross section uses the CL_s criterion [38,39]. The first step is to perform a likelihood fit to the data. We group the background in two components: the larger one due to $t\bar{t}$ production and the smaller one from all EW processes ($W + \text{jets}$, $Z + \text{jets}$, single- t , and diboson production) and from multijet processes. Each background component is normalized to its expected yield and multiplied with a scale factor that is a free parameter in the fit. The $t'\bar{t}'$ cross section, σ , is also a free parameter in the fit. The following likelihood ratio is used as the test statistic:

$$t(q|\sigma) = \begin{cases} L(q|\sigma, \hat{\alpha}_\sigma)/L(q|\hat{\sigma}, \hat{\alpha}) & \text{if } \sigma > \hat{\sigma}, \\ 1 & \text{if } \sigma \leq \hat{\sigma}. \end{cases} \quad (4)$$

Here, $L(q|\sigma, \alpha)$ is the likelihood of the data having the value q for the parameter of interest and the nuisance parameters α . The nuisance parameters account for effects that give rise to systematic uncertainties in the templates and include the normalizations of the background components. We do not include the per-bin statistical uncertainties on the signal and background predictions in the likelihood fit because their effects were found to be negligible after applying the bin-merging procedure described above. The likelihood reaches its maximum when $\sigma = \hat{\sigma}$ and $\alpha = \hat{\alpha}$. The symbol $\hat{\alpha}_\sigma$ refers to the values of the nuisance parameters α that maximize the conditional likelihood at a given value of σ .

Using the asymptotic approximation for the test statistic described in [40], the probability to observe a value t for the likelihood ratio that is larger than the observed value t_{obs} is deter-

mined. This is done by producing samples of pseudo-experiments in which the expected numbers of signal and background events are allowed to vary according to their statistical and systematic uncertainties. For the pseudo-experiments generated with background only, this probability is denoted by CL_b . For pseudo-experiments with a cross section σ for the $t'\bar{t}'$ signal, this probability is denoted by $CL_{s+b}(\sigma)$, which is a function of σ . The upper limit at the 95% confidence level (CL) for the $t'\bar{t}'$ cross section is the value of σ for which $CL_s = CL_{s+b}/CL_b = 0.05$. To determine the limits for both lepton channels combined, we simultaneously fit the histograms from both channels, accounting for correlations among the nuisance parameters, and then apply the CL_s method described above.

7. Systematic uncertainties

The signal and background predictions are subject to systematic uncertainties. Below, we describe all sources of systematic uncertainties that have been considered. They can be divided into two categories: uncertainties that only impact the normalization of the signal and background templates, and uncertainties that also affect the shapes of the distributions.

The uncertainties in the $t\bar{t}$ cross section, electroweak and multijet background normalizations, integrated luminosity, lepton efficiencies, and data/MC scale factors affect only the normalization.

The uncertainty on the cross section for $t\bar{t}$ production is taken from the CMS measurement of 154 ± 18 pb at $\sqrt{s} = 7$ TeV [35]. The predicted yields of the EW and multijet backgrounds are determined as described in Section 4. A 50% uncertainty is assigned to the sum of these two backgrounds in the likelihood fit to the data in order to account for the uncertainty in the acceptance and the $W + \text{jets}$ normalization.

The integrated luminosity affects the normalization of the $t'\bar{t}'$ signal and the background templates in a correlated way. The integrated luminosity is known to a precision of 2.2% [41].

Trigger efficiencies, lepton identification efficiencies, and data/MC scale factors are obtained from data using decays of Z bosons to dileptons. Their uncertainties are included in the selection efficiency uncertainty. They amount to 2% for the $\mu + \text{jets}$ channel and 3% for the $e + \text{jets}$ channel.

Uncertainties that affect the shapes of the distributions include those on the jet energy scale, jet energy resolution, missing- p_T resolution, b -tagging efficiency, number of multiple pp interactions, factorization/renormalization scale Q , matrix-element/parton-shower matching threshold [42], and initial- and final-state radiation. To model these uncertainties, we produce additional templates by varying the nuisance parameter that characterizes the systematic effect by ± 1 standard deviation. To determine the signal and background templates used in the fit for any value of the nuisance parameter, we interpolate the content of each bin between the varied and nominal templates. This procedure is often referred to as vertical morphing.

The energy of all jets is obtained using the standard CMS jet energy calibration constants [33]. The sum of the four-momenta of the jets is 100% correlated with the measured missing p_T . The jet energy scale uncertainty affects the normalization and the shape of the H_T vs. M_{fit} distribution. This is taken into account by generating H_T vs. M_{fit} distributions for values of the jet energy scaled by ± 1 standard deviation of the η - and p_T -dependent uncertainties from [33].

The energy resolution of jets in the simulation is better than in the data. Therefore, random noise is added to the jet energies in the simulation to worsen the resolution by 10%, to match the actual resolution of the detector. To estimate the corresponding uncertainty, the analysis is performed without smearing and

with 20% smearing. The missing- p_T resolution is also simultaneously corrected for this effect.

The systematic uncertainty from the b-tagging efficiency is estimated by varying this efficiency by ± 1 standard deviation taken from [34].

To evaluate the uncertainties related to the modelling of multiple interactions in the same beam crossing, the average number of interactions in the simulation is varied by $\pm 8\%$ relative to the nominal value.

The uncertainty in the factorization/normalization scale Q , used for the strong coupling constant $\alpha_s(Q^2)$, is estimated by using two sets of simulated $t\bar{t}$ samples in which the Q value is increased and decreased by factors of two relative to the nominal value.

The uncertainty arising from the threshold for matching between matrix elements and parton showers [42] is estimated using two simulated $t\bar{t}$ samples generated with the matching threshold varied up and down by a factor of two from the default value.

The impact of initial- and final-state radiation is estimated using a $t\bar{t}$ MC sample generated with POWHEG, instead of MADEVENT/MADGRAPH.

We estimate the effects of these systematic uncertainties on the expected $t\bar{t}$ cross section limits by adding them to the limit calculation one at a time. The largest effects on the expected limits come from the normalizations of the EW background, the jet energy scale calibration, and the normalization of the $t\bar{t}$ background. All other uncertainties change the expected limits by insignificant amounts. In order to simplify the computational complexity of the limit computation, we therefore consider only a limited set of systematic uncertainties in the limit calculation by assigning nuisance parameters to them: the integrated luminosity, normalization of the EW and $t\bar{t}$ backgrounds, lepton efficiency, jet energy scale, and parton-shower matching threshold. The additional effect of the other uncertainties is negligible. All of these except the lepton efficiency are treated as correlated in the combined result from the $e + \text{jets}$ and the $\mu + \text{jets}$ channels.

8. Results

Fig. 6 shows the observed and expected 95% CL upper limits on the $t\bar{t}$ cross section for the $e + \text{jets}$ (top), the $\mu + \text{jets}$ (middle) channels, and the combination of both channels (bottom). The 95% CL lower limit for the t' -quark mass is given by the value at which the observed upper limit curve for the $t\bar{t}$ cross section intersects the theoretical curve, also shown in Fig. 6. In the $e + \text{jets}$ channel this happens for the 95% CL observed (expected) lower limits for a t' -quark mass of 490 (540) GeV. In the $\mu + \text{jets}$ channel the corresponding t' -quark mass limit is 560 (550) GeV. The combined observed (expected) limit from both channels is 570 (590) GeV. A comparable lower limit on the t' mass of 557 GeV was obtained recently by the CMS Collaboration using a dilepton channel [43].

9. Summary

The results of a search for up-type fourth-generation quarks that are pair produced in pp interactions at $\sqrt{s} = 7$ TeV and decay exclusively to Wb have been presented. Events were selected in which one of the W bosons decays to leptons and the other to a quark-antiquark pair. The selection required an electron or a muon, significant missing transverse momentum, and at least four jets, of which at least one was identified as a b jet. A kinematic fit assuming $t\bar{t}$ production was performed and for every event a candidate t' -quark mass and the sum over the transverse momenta of all decay products of the $t\bar{t}$ system were reconstructed. No significant deviations from the standard model expectations have been found in these two-dimensional distributions, and upper limits have been

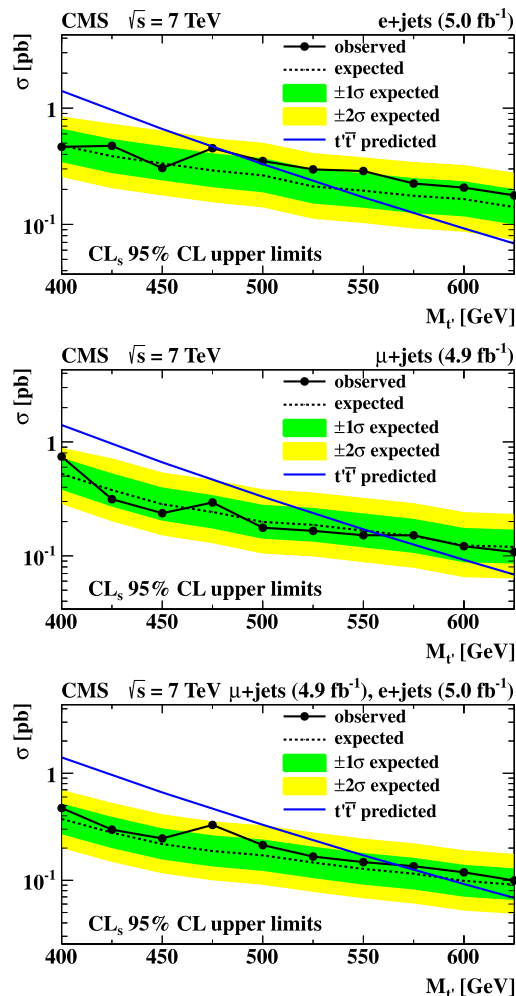


Fig. 6. The observed (solid line with points) and expected (dotted line) 95% CL upper limits on the $t\bar{t}$ production cross section as a function of the t' -quark mass for $e + \text{jets}$ (top), $\mu + \text{jets}$ (middle), and combined (bottom) channels. The ± 1 and ± 2 standard deviation ranges for the expected limits are shown by the bands. The theoretical $t\bar{t}$ cross section is shown by the continuous line without points.

set on the production cross section of such t' quarks as a function of their mass. By comparing with the predicted cross section for $t\bar{t}$ production, the strong pair production of t' quarks is excluded at 95% CL for masses below 570 GeV under the model assumptions used in this analysis. This result and the one from [43] are the most restrictive yet found and raise the lower limit on the mass of a t' quark to a region where perturbative calculations for the weak interactions start to fail and nonperturbative effects become significant. The search is equally sensitive to nonchiral heavy quarks decaying to Wb. In this case, the results can be interpreted as upper limits on the production cross section times the branching fraction to Wb.

Acknowledgements

We congratulate our colleagues in the CERN accelerator departments for the excellent performance of the LHC machine. We thank the technical and administrative staff at CERN and other CMS institutes, and acknowledge support from: FMSR (Austria); FNRS and FWO (Belgium); CNPq, CAPES, FAPERJ, and FAPESP (Brazil); MES (Bulgaria); CERN; CAS, MoST, and NSFC (China); COLCIENCIAS (Colombia); MSES (Croatia); RPF (Cyprus); MoER, SF0690030s09 and ERDF (Estonia); Academy of Finland, MEC, and HIP (Finland);

CEA and CNRS/IN2P3 (France); BMBF, DFG, and HGF (Germany); GSRT (Greece); OTKA and NKTH (Hungary); DAE and DST (India); IPM (Iran); SFI (Ireland); INFN (Italy); NRF and WCU (Republic of Korea); LAS (Lithuania); CINVESTAV, CONACYT, SEP, and UASLP-FAI (Mexico); MSI (New Zealand); PAEC (Pakistan); MSHE and NSC (Poland); FCT (Portugal); JINR (Armenia, Belarus, Georgia, Ukraine, Uzbekistan); MON, RosAtom, RAS and RFBR (Russia); MSTD (Serbia); MICINN and CPAN (Spain); Swiss Funding Agencies (Switzerland); NSC (Taipei); TUBITAK and TAEK (Turkey); STFC (United Kingdom); DOE and NSF (USA).

Open access

This article is published Open Access at [sciencedirect.com](http://www.sciencedirect.com). It is distributed under the terms of the Creative Commons Attribution License 3.0, which permits unrestricted use, distribution, and reproduction in any medium, provided the original authors and source are credited.

References

- [1] S.L. Glashow, Nucl. Phys. 22 (1961) 579, [http://dx.doi.org/10.1016/0029-5582\(61\)90469-2](http://dx.doi.org/10.1016/0029-5582(61)90469-2).
- [2] S. Weinberg, Phys. Rev. Lett. 19 (1967) 1264, <http://dx.doi.org/10.1103/PhysRevLett.19.1264>.
- [3] A. Salam, in: N. Svartholm (Ed.), Elementary Particle Physics: Relativistic Groups and Analyticity, Almqvist & Wiksell, Stockholm, 1968, p. 367, Proceedings of the Eighth Nobel Symposium.
- [4] V.A. Novikov, A.N. Rozanov, M.I. Vysotsky, Phys. Atom. Nucl. 73 (2010) 636, arXiv:0904.4570, <http://dx.doi.org/10.1134/S1063778810040095>.
- [5] G. Aad, et al., ATLAS Collaboration, Phys. Lett. B 716 (2012) 1, arXiv:1207.7214, <http://dx.doi.org/10.1016/j.physletb.2012.08.020>.
- [6] S. Chatrchyan, et al., CMS Collaboration, Phys. Lett. B 716 (2012) 30, arXiv:1207.7235, <http://dx.doi.org/10.1016/j.physletb.2012.08.021>.
- [7] O. Eberhardt, et al., Phys. Rev. D 86 (2012) 013011, arXiv:1204.3872, <http://dx.doi.org/10.1103/PhysRevD.86.013011>; O. Eberhardt, et al., arXiv:1209.1101.
- [8] N. Chen, H.-J. He, JHEP 1204 (2012) 062, arXiv:1202.3072, [http://dx.doi.org/10.1007/JHEP04\(2012\)062](http://dx.doi.org/10.1007/JHEP04(2012)062).
- [9] D. Choudhury, T. Tait, C. Wagner, Phys. Rev. D 65 (2002) 053002, arXiv:hep-ph/0109097, <http://dx.doi.org/10.1103/PhysRevD.65.053002>.
- [10] M. Schmaltz, Nucl. Phys. (Proc. Suppl.) 117 (2003) 40, arXiv:hep-ph/0210415, [http://dx.doi.org/10.1016/S0920-5632\(03\)01409-9](http://dx.doi.org/10.1016/S0920-5632(03)01409-9).
- [11] G.D. Kribs, et al., Phys. Rev. D 76 (2007) 075016, arXiv:0706.3718, <http://dx.doi.org/10.1103/PhysRevD.76.075016>.
- [12] A. Soni, et al., Phys. Rev. D 82 (2010) 033009, arXiv:1002.0595, <http://dx.doi.org/10.1103/PhysRevD.82.033009>.
- [13] O. Eberhardt, A. Lenz, J. Rohrwild, Phys. Rev. D 82 (2010) 095006, arXiv:1005.3505, <http://dx.doi.org/10.1103/PhysRevD.82.095006>.
- [14] M.S. Chanowitz, M.A. Furman, I. Hinchliffe, Phys. Lett. B 78 (1978) 285, [http://dx.doi.org/10.1016/0370-2693\(78\)90024-2](http://dx.doi.org/10.1016/0370-2693(78)90024-2).
- [15] M.S. Chanowitz, Phys. Rev. D 79 (2009) 113008, arXiv:0904.3570, <http://dx.doi.org/10.1103/PhysRevD.79.113008>.
- [16] V.M. Abazov, et al., DO Collaboration, Phys. Rev. Lett. 107 (2011) 082001, arXiv:1104.4522, <http://dx.doi.org/10.1103/PhysRevLett.107.082001>.
- [17] T. Aaltonen, et al., CDF Collaboration, Phys. Rev. Lett. 107 (2011) 261801, arXiv:1107.3875, <http://dx.doi.org/10.1103/PhysRevLett.107.261801>.
- [18] G. Aad, et al., ATLAS Collaboration, Phys. Rev. Lett. 108 (2012) 261802, arXiv:1202.3076, <http://dx.doi.org/10.1103/PhysRevLett.108.261802>.
- [19] S. Chatrchyan, et al., CMS Collaboration, JINST 3 (2008) S08004, <http://dx.doi.org/10.1088/1748-0221/3/08/S08004>.
- [20] P. Nason, JHEP 0411 (2004) 040, arXiv:hep-ph/0409146, <http://dx.doi.org/10.1088/1126-6708/2004/11/040>.
- [21] S. Frixione, P. Nason, C. Oleari, JHEP 0711 (2007) 070, arXiv:0709.2092, <http://dx.doi.org/10.1088/1126-6708/2007/11/070>.
- [22] S. Alioli, et al., JHEP 1006 (2010) 043, arXiv:1002.2581, [http://dx.doi.org/10.1007/JHEP06\(2010\)043](http://dx.doi.org/10.1007/JHEP06(2010)043).
- [23] J. Alwall, et al., JHEP 0709 (2007) 028, arXiv:0706.2334, <http://dx.doi.org/10.1088/1126-6708/2007/09/028>.
- [24] T. Sjöstrand, S. Mrenna, P.Z. Skands, JHEP 0605 (2006) 026, arXiv:hep-ph/0603175, <http://dx.doi.org/10.1088/1126-6708/2006/05/026>.
- [25] S. Agostinelli, et al., GEANT4 Collaboration, Nucl. Instrum. Meth. A 506 (2003) 250, [http://dx.doi.org/10.1016/S0168-9002\(03\)01368-8](http://dx.doi.org/10.1016/S0168-9002(03)01368-8).
- [26] CMS Collaboration, Particle-flow event reconstruction in CMS and performance for jets, taus, and MET, CMS Physics Analysis Summary CMS-PAS-PFT-09-001, 2009, <https://cdsweb.cern.ch/record/1194487>.
- [27] CMS Collaboration, Commissioning of the particle-flow reconstruction in minimum-bias and jet events from pp collisions at 7 TeV, CMS Physics Analysis Summary CMS-PAS-PFT-10-002, 2010, <https://cdsweb.cern.ch/record/1279341>.
- [28] CMS Collaboration, Particle-flow commissioning with muons and electrons from J/Psi and W events at 7 TeV, CMS Physics Analysis Summary CMS-PAS-PFT-10-003, 2010, <https://cdsweb.cern.ch/record/1279347>.
- [29] M. Cacciari, G.P. Salam, G. Soyez, JHEP 0804 (2008) 063, arXiv:0802.1189, <http://dx.doi.org/10.1088/1126-6708/2008/04/063>.
- [30] M. Cacciari, G.P. Salam, Phys. Lett. B 641 (2006) 57, arXiv:hep-ph/0512210, <http://dx.doi.org/10.1016/j.physletb.2006.08.037>.
- [31] M. Cacciari, G.P. Salam, G. Soyez, JHEP 0804 (2008) 005, arXiv:0802.1188, <http://dx.doi.org/10.1088/1126-6708/2008/04/005>.
- [32] M. Cacciari, G.P. Salam, Phys. Lett. B 659 (2008) 119, arXiv:0707.1378, <http://dx.doi.org/10.1016/j.physletb.2007.09.077>.
- [33] S. Chatrchyan, et al., CMS Collaboration, JINST 6 (2011) P11002, arXiv:1107.4277, <http://dx.doi.org/10.1088/1748-0221/6/11/P11002>.
- [34] CMS Collaboration, Measurement of the b -tagging efficiency using $t\bar{t}$ events, CMS Physics Analysis Summary CMS-PAS-BTV-11-003, 2011, <http://cdsweb.cern.ch/record/1421611>.
- [35] S. Chatrchyan, et al., CMS Collaboration, Phys. Rev. D 84 (2011) 092004, arXiv:1108.3773, <http://dx.doi.org/10.1103/PhysRevD.84.092004>.
- [36] J.M. Campbell, R. Ellis, Phys. Rev. D 65 (2002) 113007, arXiv:hep-ph/0202176, <http://dx.doi.org/10.1103/PhysRevD.65.113007>.
- [37] M. Aliev, et al., Comput. Phys. Commun. 182 (2011) 1034, arXiv:1007.1327, <http://dx.doi.org/10.1016/j.cpc.2010.12.040>.
- [38] T. Junk, Nucl. Instrum. Meth. A 434 (1999) 435, arXiv:hep-ex/9902006, [http://dx.doi.org/10.1016/S0168-9002\(99\)00498-2](http://dx.doi.org/10.1016/S0168-9002(99)00498-2).
- [39] A.L. Read, J. Phys. G 28 (2002) 2693, <http://dx.doi.org/10.1088/0954-3899/28/10/313>.
- [40] G. Cowan, et al., Eur. Phys. J. C 71 (2011) 1554, arXiv:1007.1727, <http://dx.doi.org/10.1140/epjc/s10052-011-1554-0>.
- [41] CMS Collaboration, Absolute calibration of the luminosity measurement at CMS: Winter 2012 update, CMS Physics Analysis Summary CMS-PAS-SMP-2012-008, 2012, <http://cdsweb.cern.ch/record/1434360>.
- [42] S. Mrenna, P. Richardson, JHEP 0405 (2004) 040, arXiv:hep-ph/0312274, <http://dx.doi.org/10.1088/1126-6708/2004/05/040>.
- [43] S. Chatrchyan, et al., CMS Collaboration, Phys. Lett. B 716 (2012) 103.

CMS Collaboration

S. Chatrchyan, V. Khachatryan, A.M. Sirunyan, A. Tumasyan

Yerevan Physics Institute, Yerevan, Armenia

W. Adam, E. Aguilo, T. Bergauer, M. Dragicevic, J. Erö, C. Fabjan¹, M. Friedl, R. Frühwirth¹, V.M. Ghete, J. Hammer, N. Hörmann, J. Hrubec, M. Jeitler¹, W. Kiesenhofer, V. Knünz, M. Krammer¹, I. Krätschmer, D. Liko, I. Mikulec, M. Pernicka[†], B. Rahbaran, C. Rohringer, H. Rohringer, R. Schöfbeck, J. Strauss, A. Taurok, W. Waltenberger, G. Walzel, C.-E. Wulz¹

Institut für Hochenergiephysik der OeAW, Wien, Austria

V. Mossolov, N. Shumeiko, J. Suarez Gonzalez

National Centre for Particle and High Energy Physics, Minsk, Belarus

M. Bansal, S. Bansal, T. Cornelis, E.A. De Wolf, X. Janssen, S. Luyckx, L. Mucibello, S. Ochesanu, B. Roland, R. Rougny, M. Selvaggi, H. Van Haevermaet, P. Van Mechelen, N. Van Remortel, A. Van Spilbeek

Universiteit Antwerpen, Antwerpen, Belgium

F. Blekman, S. Blyweert, J. D'Hondt, R. Gonzalez Suarez, A. Kalogeropoulos, M. Maes, A. Olbrechts, W. Van Doninck, P. Van Mulders, G.P. Van Onsem, I. Villella

Vrije Universiteit Brussel, Brussel, Belgium

B. Clerbaux, G. De Lentdecker, V. Dero, A.P.R. Gay, T. Hreus, A. Léonard, P.E. Marage, T. Reis, L. Thomas, C. Vander Velde, P. Vanlaer, J. Wang

Université Libre de Bruxelles, Bruxelles, Belgium

V. Adler, K. Beernaert, A. Cimmino, S. Costantini, G. Garcia, M. Grunewald, B. Klein, J. Lellouch, A. Marinov, J. McCartin, A.A. Ocampo Rios, D. Ryckbosch, N. Strobbe, F. Thyssen, M. Tytgat, S. Walsh, E. Yazgan, N. Zaganidis

Ghent University, Ghent, Belgium

S. Basegmez, G. Bruno, R. Castello, L. Ceard, C. Delaere, T. du Pree, D. Favart, L. Forthomme, A. Giammanco², J. Hollar, V. Lemaître, J. Liao, O. Militaru, C. Nuttens, D. Pagano, A. Pin, K. Piotrkowski, N. Schul, J.M. Vizán Garcia

Université Catholique de Louvain, Louvain-la-Neuve, Belgium

N. Bely, T. Caebergs, E. Daubie, G.H. Hammad

Université de Mons, Mons, Belgium

G.A. Alves, M. Correa Martins Junior, T. Martins, M.E. Pol, M.H.G. Souza

Centro Brasileiro de Pesquisas Físicas, Rio de Janeiro, Brazil

W.L. Aldá Júnior, W. Carvalho, A. Custódio, E.M. Da Costa, D. De Jesus Damiao, C. De Oliveira Martins, S. Fonseca De Souza, H. Malbouisson, M. Malek, D. Matos Figueiredo, L. Mundim, H. Nogima, W.L. Prado Da Silva, A. Santoro, L. Soares Jorge, A. Sznajder, A. Vilela Pereira

Universidade do Estado do Rio de Janeiro, Rio de Janeiro, Brazil

T.S. Anjos³, C.A. Bernardes³, F.A. Dias⁴, T.R. Fernandez Perez Tomei, E.M. Gregores³, C. Lagana, F. Marinho, P.G. Mercadante³, S.F. Novaes, Sandra S. Padula

Instituto de Física Teórica, Universidade Estadual Paulista, Sao Paulo, Brazil

V. Genchev⁵, P. Iaydjiev⁵, S. Piperov, M. Rodozov, S. Stoykova, G. Sultanov, V. Tcholakov, R. Trayanov, M. Vutova

Institute for Nuclear Research and Nuclear Energy, Sofia, Bulgaria

A. Dimitrov, R. Hadjiiska, V. Kozhuharov, L. Litov, B. Pavlov, P. Petkov

University of Sofia, Sofia, Bulgaria

J.G. Bian, G.M. Chen, H.S. Chen, C.H. Jiang, D. Liang, S. Liang, X. Meng, J. Tao, J. Wang, X. Wang, Z. Wang, H. Xiao, M. Xu, J. Zang, Z. Zhang

Institute of High Energy Physics, Beijing, China

C. Asawatrangkuldee, Y. Ban, Y. Guo, W. Li, S. Liu, Y. Mao, S.J. Qian, H. Teng, D. Wang, L. Zhang, W. Zou

State Key Lab. of Nucl. Phys. and Tech., Peking University, Beijing, China

C. Avila, J.P. Gomez, B. Gomez Moreno, A.F. Osorio Oliveros, J.C. Sanabria

Universidad de Los Andes, Bogota, Colombia

N. Godinovic, D. Lelas, R. Plestina⁶, D. Polic, I. Puljak⁵

Technical University of Split, Split, Croatia

Z. Antunovic, M. Kovac

University of Split, Split, Croatia

V. Brigljevic, S. Duric, K. Kadija, J. Luetic, D. Mekterovic, S. Morovic

Institute Rudjer Boskovic, Zagreb, Croatia

A. Attikis, M. Galanti, G. Mavromanolakis, J. Mousa, C. Nicolaou, F. Ptochos, P.A. Razis

University of Cyprus, Nicosia, Cyprus

M. Finger, M. Finger Jr.

Charles University, Prague, Czech Republic

Y. Assran⁷, S. Elgammal⁸, A. Ellithi Kamel⁹, S. Khalil⁸, M.A. Mahmoud¹⁰, A. Radi^{11,12}

Academy of Scientific Research and Technology of the Arab Republic of Egypt, Egyptian Network of High Energy Physics, Cairo, Egypt

M. Kadastik, M. Müntel, M. Raidal, L. Rebane, A. Tiko

National Institute of Chemical Physics and Biophysics, Tallinn, Estonia

P. Eerola, G. Fedi, M. Voutilainen

Department of Physics, University of Helsinki, Helsinki, Finland

J. Härkönen, A. Heikkinen, V. Karimäki, R. Kinnunen, M.J. Kortelainen, T. Lampén, K. Lassila-Perini, S. Lehti, T. Lindén, P. Luukka, T. Mäenpää, T. Peltola, E. Tuominen, J. Tuominiemi, E. Tuovinen, D. Ungaro, L. Wendland

Helsinki Institute of Physics, Helsinki, Finland

K. Banzuzi, A. Karjalainen, A. Korpela, T. Tuuva

Lappeenranta University of Technology, Lappeenranta, Finland

M. Besancon, S. Choudhury, M. Dejardin, D. Denegri, B. Fabbro, J.L. Faure, F. Ferri, S. Ganjour, A. Givernaud, P. Gras, G. Hamel de Monchenault, P. Jarry, E. Locci, J. Malcles, L. Millischer, A. Nayak, J. Rander, A. Rosowsky, I. Shreyber, M. Titov

DSM/IRFU, CEA/Saclay, Gif-sur-Yvette, France

S. Baffioni, F. Beaudette, L. Benhabib, L. Bianchini, M. Bluj¹³, C. Broutin, P. Busson, C. Charlot, N. Daci, T. Dahms, M. Dalchenko, L. Dobrzynski, A. Florent, R. Granier de Cassagnac, M. Haguenaue, P. Miné, C. Mironov, I.N. Naranjo, M. Nguyen, C. Ochando, P. Paganini, D. Sabes, R. Salerno, Y. Sirois, C. Veelken, A. Zabi

Laboratoire Leprince-Ringuet, Ecole Polytechnique, IN2P3–CNRS, Palaiseau, France

J.-L. Agram¹⁴, J. Andrea, D. Bloch, D. Bodin, J.-M. Brom, M. Cardaci, E.C. Chabert, C. Collard, E. Conte¹⁴, F. Drouhin¹⁴, J.-C. Fontaine¹⁴, D. Gelé, U. Goerlach, P. Juillot, A.-C. Le Bihan, P. Van Hove

Institut Pluridisciplinaire Hubert Curien, Université de Strasbourg, Université de Haute Alsace Mulhouse, CNRS/IN2P3, Strasbourg, France

F. Fassi, D. Mercier

Centre de Calcul de l'Institut National de Physique Nucléaire et de Physique des Particules, CNRS/IN2P3, Villeurbanne, France, Villeurbanne, France

S. Beauceron, N. Beaupere, O. Bondu, G. Boudoul, J. Chasserat, R. Chierici⁵, D. Contardo, P. Depasse, H. El Mamouni, J. Fay, S. Gascon, M. Gouzevitch, B. Ille, T. Kurca, M. Lethuillier, L. Mirabito, S. Perries, L. Sgandurra, V. Sordini, Y. Tschudi, P. Verdier, S. Viret

Université de Lyon, Université Claude Bernard Lyon 1, CNRS-IN2P3, Institut de Physique Nucléaire de Lyon, Villeurbanne, France

Z. Tsamalaidze¹⁵

Institute of High Energy Physics and Informatization, Tbilisi State University, Tbilisi, Georgia

C. Autermann, S. Beranek, B. Calpas, M. Edelhoff, L. Feld, N. Heracleous, O. Hindrichs, R. Jussen, K. Klein, J. Merz, A. Ostapchuk, A. Perieanu, F. Raupach, J. Sammet, S. Schael, D. Sprenger, H. Weber, B. Wittmer, V. Zhukov¹⁶

RWTH Aachen University, I. Physikalisches Institut, Aachen, Germany

M. Ata, J. Caudron, E. Dietz-Laursonn, D. Duchardt, M. Erdmann, R. Fischer, A. Güth, T. Hebbeker, C. Heidemann, K. Hoepfner, D. Klingebiel, P. Kreuzer, M. Merschmeyer, A. Meyer, M. Olschewski, P. Papacz, H. Pieta, H. Reithler, S.A. Schmitz, L. Sonnenschein, J. Steggemann, D. Teysier, S. Thüer, M. Weber

RWTH Aachen University, III. Physikalisches Institut A, Aachen, Germany

M. Bontenackels, V. Cherepanov, Y. Erdogan, G. Flügge, H. Geenen, M. Geisler, W. Haj Ahmad, F. Hoehle, B. Kargoll, T. Kress, Y. Kuessel, J. Lingemann⁵, A. Nowack, L. Perchalla, O. Pooth, P. Sauerland, A. Stahl

RWTH Aachen University, III. Physikalisches Institut B, Aachen, Germany

M. Aldaya Martin, J. Behr, W. Behrenhoff, U. Behrens, M. Bergholz¹⁷, A. Bethani, K. Borras, A. Burgmeier, A. Cakir, L. Calligaris, A. Campbell, E. Castro, F. Costanza, D. Dammann, C. Diez Pardos, G. Eckerlin, D. Eckstein, G. Flucke, A. Geiser, I. Glushkov, P. Gunnellini, S. Habib, J. Hauk, G. Hellwig, H. Jung, M. Kasemann, P. Katsas, C. Kleinwort, H. Kluge, A. Knutsson, M. Krämer, D. Krücker, E. Kuznetsova, W. Lange, W. Lohmann¹⁷, B. Lutz, R. Mankel, I. Marfin, M. Marienfeld, I.-A. Melzer-Pellmann, A.B. Meyer, J. Mnich, A. Mussgiller, S. Naumann-Emme, O. Novgorodova, J. Olzem, H. Perrey, A. Petrukhin, D. Pitzl, A. Raspereza, P.M. Ribeiro Cipriano, C. Riedl, E. Ron, M. Rosin, J. Salfeld-Nebgen, R. Schmidt¹⁷, T. Schoerner-Sadenius, N. Sen, A. Spiridonov, M. Stein, R. Walsh, C. Wissing

Deutsches Elektronen-Synchrotron, Hamburg, Germany

V. Blobel, J. Draeger, H. Enderle, J. Erfle, U. Gebbert, M. Görner, T. Hermanns, R.S. Höing, K. Kaschube, G. Kaussen, H. Kirschenmann, R. Klanner, J. Lange, B. Mura, F. Nowak, T. Peiffer, N. Pietsch, D. Rathjens, C. Sander, H. Schettler, P. Schleper, E. Schlieckau, A. Schmidt, M. Schröder, T. Schum, M. Seidel, J. Sibille¹⁸, V. Sola, H. Stadie, G. Steinbrück, J. Thomsen, L. Vanelderden

University of Hamburg, Hamburg, Germany

C. Barth, J. Berger, C. Böser, T. Chwalek, W. De Boer, A. Descroix, A. Dierlamm, M. Feindt, M. Guthoff⁵, C. Hackstein, F. Hartmann⁵, T. Hauth⁵, M. Heinrich, H. Held, K.H. Hoffmann, U. Husemann, I. Katkov¹⁶, J.R. Komaragiri, P. Lobelle Pardo, D. Martschei, S. Mueller, Th. Müller, M. Niegel, A. Nürnberg, O. Oberst, A. Oehler, J. Ott, G. Quast, K. Rabbertz, F. Ratnikov, N. Ratnikova, S. Röcker, F.-P. Schilling, G. Schott, H.J. Simonis, F.M. Stober, D. Troendle, R. Ulrich, J. Wagner-Kuhr, S. Wayand, T. Weiler, M. Zeise

Institut für Experimentelle Kernphysik, Karlsruhe, Germany

G. Anagnostou, G. Daskalakis, T. Geralis, S. Kesisoglou, A. Kyriakis, D. Loukas, I. Manolakos, A. Markou, C. Markou, C. Mavrommatis, E. Ntomari

Institute of Nuclear Physics “Demokritos”, Aghia Paraskevi, Greece

L. Gouskos, T.J. Mertzimekis, A. Panagiotou, N. Saoulidou

University of Athens, Athens, Greece

I. Evangelou, C. Foudas, P. Kokkas, N. Manthos, I. Papadopoulos, V. Patras

University of Ioánnina, Ioánnina, Greece

G. Bencze, C. Hajdu, P. Hidas, D. Horvath¹⁹, F. Sikler, V. Veszpremi, G. Vesztergombi²⁰

KFKI Research Institute for Particle and Nuclear Physics, Budapest, Hungary

N. Beni, S. Czellar, J. Molnar, J. Palinkas, Z. Szillasi

Institute of Nuclear Research ATOMKI, Debrecen, Hungary

J. Karacsi, P. Raics, Z.L. Trocsanyi, B. Ujvari

University of Debrecen, Debrecen, Hungary

S.B. Beri, V. Bhatnagar, N. Dhingra, R. Gupta, M. Kaur, M.Z. Mehta, N. Nishu, L.K. Saini, A. Sharma, J.B. Singh

Panjab University, Chandigarh, India

Ashok Kumar, Arun Kumar, S. Ahuja, A. Bhardwaj, B.C. Choudhary, S. Malhotra, M. Naimuddin, K. Ranjan, V. Sharma, R.K. Shivpuri

University of Delhi, Delhi, India

S. Banerjee, S. Bhattacharya, S. Dutta, B. Gomber, Sa. Jain, Sh. Jain, R. Khurana, S. Sarkar, M. Sharan

Saha Institute of Nuclear Physics, Kolkata, India

A. Abdulsalam, D. Dutta, S. Kailas, V. Kumar, A.K. Mohanty⁵, L.M. Pant, P. Shukla

Bhabha Atomic Research Centre, Mumbai, India

T. Aziz, S. Ganguly, M. Guchait²¹, M. Maity²², G. Majumder, K. Mazumdar, G.B. Mohanty, B. Parida, K. Sudhakar, N. Wickramage

Tata Institute of Fundamental Research – EHEP, Mumbai, India

S. Banerjee, S. Dugad

Tata Institute of Fundamental Research – HECR, Mumbai, India

H. Arfaei²³, H. Bakhshiansohi, S.M. Etesami²⁴, A. Fahim²³, M. Hashemi²⁵, H. Hesari, A. Jafari, M. Khakzad, M. Mohammadi Najafabadi, S. Paktinat Mehdiabadi, B. Safarzadeh²⁶, M. Zeinali

Institute for Research in Fundamental Sciences (IPM), Tehran, Iran

M. Abbrescia^{a,b}, L. Barbone^{a,b}, C. Calabria^{a,b,5}, S.S. Chhibra^{a,b}, A. Colaleo^a, D. Creanza^{a,c}, N. De Filippis^{a,c,5}, M. De Palma^{a,b}, L. Fiore^a, G. Iaselli^{a,c}, G. Maggi^{a,c}, M. Maggi^a, B. Marangelli^{a,b}, S. My^{a,c}, S. Nuzzo^{a,b}, N. Pacifico^a, A. Pompili^{a,b}, G. Pugliese^{a,c}, G. Selvaggi^{a,b}, L. Silvestris^a, G. Singh^{a,b}, R. Venditti^{a,b}, P. Verwilligen, G. Zito^a

^a INFN Sezione di Bari, Bari, Italy

^b Università di Bari, Bari, Italy

^c Politecnico di Bari, Bari, Italy

G. Abbiendi^a, A.C. Benvenuti^a, D. Bonacorsi^{a,b}, S. Braibant-Giacomelli^{a,b}, L. Brigliadori^{a,b}, P. Capiluppi^{a,b}, A. Castro^{a,b}, F.R. Cavallo^a, M. Cuffiani^{a,b}, G.M. Dallavalle^a, F. Fabbri^a, A. Fanfani^{a,b}, D. Fasanella^{a,b}, P. Giacomelli^a, C. Grandi^a, L. Guiducci^{a,b}, S. Marcellini^a, G. Masetti^a, M. Meneghelli^{a,b,5}, A. Montanari^a, F.L. Navarria^{a,b}, F. Odorici^a, A. Perrotta^a, F. Primavera^{a,b}, A.M. Rossi^{a,b}, T. Rovelli^{a,b}, G.P. Siroli^{a,b}, N. Tosi, R. Travaglini^{a,b}

^a INFN Sezione di Bologna, Bologna, Italy

^b Università di Bologna, Bologna, Italy

S. Albergo^{a,b}, G. Cappello^{a,b}, M. Chiorboli^{a,b}, S. Costa^{a,b}, R. Potenza^{a,b}, A. Tricomi^{a,b}, C. Tuve^{a,b}

^a INFN Sezione di Catania, Catania, Italy

^b Università di Catania, Catania, Italy

G. Barbagli^a, V. Ciulli^{a,b}, C. Civinini^a, R. D'Alessandro^{a,b}, E. Focardi^{a,b}, S. Frosali^{a,b}, E. Gallo^a, S. Gonzi^{a,b}, M. Meschini^a, S. Paoletti^a, G. Sguazzoni^a, A. Tropiano^{a,b}

^a INFN Sezione di Firenze, Firenze, Italy

^b Università di Firenze, Firenze, Italy

L. Benussi, S. Bianco, S. Colafranceschi²⁷, F. Fabbri, D. Piccolo

INFN Laboratori Nazionali di Frascati, Frascati, Italy

P. Fabbriatore^a, R. Musenich^a, S. Tosi^{a,b}

^a INFN Sezione di Genova, Genova, Italy

^b Università di Genova, Genova, Italy

A. Benaglia^a, F. De Guio^{a,b}, L. Di Matteo^{a,b,5}, S. Fiorendi^{a,b}, S. Gennai^{a,5}, A. Ghezzi^{a,b}, S. Malvezzi^a, R.A. Manzoni^{a,b}, A. Martelli^{a,b}, A. Massironi^{a,b}, D. Menasce^a, L. Moroni^a, M. Paganoni^{a,b}, D. Pedrini^a, S. Ragazzi^{a,b}, N. Redaelli^a, S. Sala^a, T. Tabarelli de Fatis^{a,b}

^a INFN Sezione di Milano-Bicocca, Milano, Italy

^b Università di Milano-Bicocca, Milano, Italy

S. Buontempo^a, C.A. Carrillo Montoya^a, N. Cavallo^{a,28}, A. De Cosa^{a,b,5}, O. Dogangun^{a,b}, F. Fabozzi^{a,28}, A.O.M. Iorio^{a,b}, L. Lista^a, S. Meola^{a,29}, M. Merola^a, P. Paolucci^{a,5}

^a INFN Sezione di Napoli, Napoli, Italy

^b Università di Napoli "Federico II", Napoli, Italy

P. Azzi^a, N. Bacchetta^{a,5}, P. Bellan^{a,b}, D. Bisello^{a,b}, A. Branca^{a,5}, R. Carlin^{a,b}, P. Checchia^a, T. Dorigo^a, U. Dosselli^a, F. Gasparini^{a,b}, U. Gasparini^{a,b}, A. Gozzelino^a, K. Kanishchev^{a,c}, S. Lacaprara^a, I. Lazzizzera^{a,c}, M. Margoni^{a,b}, A.T. Meneguzzo^{a,b}, M. Nespolo^{a,5}, J. Pazzini^{a,b}, P. Ronchese^{a,b}, F. Simonetto^{a,b}, E. Torassa^a, S. Vanini^{a,b}, P. Zotto^{a,b}, G. Zumerle^{a,b}

^a INFN Sezione di Padova, Padova, Italy

^b Università di Padova, Padova, Italy

^c Università di Trento (Trento), Padova, Italy

M. Gabusi^{a,b}, S.P. Ratti^{a,b}, C. Riccardi^{a,b}, P. Torre^{a,b}, P. Vitulo^{a,b}

^a INFN Sezione di Pavia, Pavia, Italy

^b Università di Pavia, Pavia, Italy

M. Biasini^{a,b}, G.M. Bilei^a, L. Fanò^{a,b}, P. Lariccia^{a,b}, G. Mantovani^{a,b}, M. Menichelli^a, A. Nappi^{a,b,†}, F. Romeo^{a,b}, A. Saha^a, A. Santocchia^{a,b}, A. Spiezia^{a,b}, S. Taroni^{a,b}

^a INFN Sezione di Perugia, Perugia, Italy

^b Università di Perugia, Perugia, Italy

P. Azzurri^{a,c}, G. Bagliesi^a, T. Boccali^a, G. Broccolo^{a,c}, R. Castaldi^a, R.T. D'Agnolo^{a,c,5}, R. Dell'Orso^a, F. Fiori^{a,b,5}, L. Foà^{a,c}, A. Giassi^a, A. Kraan^a, F. Ligabue^{a,c}, T. Lomtadze^a, L. Martini^{a,30}, A. Messineo^{a,b}

F. Palla ^a, A. Rizzi ^{a,b}, A.T. Serban ^{a,31}, P. Spagnolo ^a, P. Squillacioti ^{a,5}, R. Tenchini ^a, G. Tonelli ^{a,b},
A. Venturi ^a, P.G. Verdini ^a

^a INFN Sezione di Pisa, Pisa, Italy

^b Università di Pisa, Pisa, Italy

^c Scuola Normale Superiore di Pisa, Pisa, Italy

L. Barone ^{a,b}, F. Cavallari ^a, D. Del Re ^{a,b}, M. Diemoz ^a, C. Fanelli, M. Grassi ^{a,b,5}, E. Longo ^{a,b},
P. Meridiani ^{a,5}, F. Micheli ^{a,b}, S. Nourbakhsh ^{a,b}, G. Organtini ^{a,b}, R. Paramatti ^a, S. Rahatlou ^{a,b},
M. Sigamani ^a, L. Soffi ^{a,b}

^a INFN Sezione di Roma, Roma, Italy

^b Università di Roma "La Sapienza", Roma, Italy

N. Amapane ^{a,b}, R. Arcidiacono ^{a,c}, S. Argiro ^{a,b}, M. Arneodo ^{a,c}, C. Biino ^a, N. Cartiglia ^a, M. Costa ^{a,b},
N. Demaria ^a, C. Mariotti ^{a,5}, S. Maselli ^a, E. Migliore ^{a,b}, V. Monaco ^{a,b}, M. Musich ^{a,5}, M.M. Obertino ^{a,c},
N. Pastrone ^a, M. Pelliccioni ^a, A. Potenza ^{a,b}, A. Romero ^{a,b}, M. Ruspa ^{a,c}, R. Sacchi ^{a,b}, A. Solano ^{a,b},
A. Staiano ^a

^a INFN Sezione di Torino, Torino, Italy

^b Università di Torino, Torino, Italy

^c Università del Piemonte Orientale (Novara), Torino, Italy

S. Belforte ^a, V. Candelise ^{a,b}, M. Casarsa ^a, F. Cossutti ^a, G. Della Ricca ^{a,b}, B. Gobbo ^a, M. Marone ^{a,b,5},
D. Montanino ^{a,b,5}, A. Penzo ^a, A. Schizzi ^{a,b}

^a INFN Sezione di Trieste, Trieste, Italy

^b Università di Trieste, Trieste, Italy

T.Y. Kim, S.K. Nam

Kangwon National University, Chunchon, Republic of Korea

S. Chang, D.H. Kim, G.N. Kim, D.J. Kong, H. Park, S.R. Ro, D.C. Son, T. Son

Kyungpook National University, Daegu, Republic of Korea

J.Y. Kim, Zero J. Kim, S. Song

Chonnam National University, Institute for Universe and Elementary Particles, Kwangju, Republic of Korea

S. Choi, D. Gyun, B. Hong, M. Jo, H. Kim, T.J. Kim, K.S. Lee, D.H. Moon, S.K. Park

Korea University, Seoul, Republic of Korea

M. Choi, J.H. Kim, C. Park, I.C. Park, S. Park, G. Ryu

University of Seoul, Seoul, Republic of Korea

Y. Choi, Y.K. Choi, J. Goh, M.S. Kim, E. Kwon, B. Lee, J. Lee, S. Lee, H. Seo, I. Yu

Sungkyunkwan University, Suwon, Republic of Korea

M.J. Bilinskas, I. Grigelionis, M. Janulis, A. Juodagalvis

Vilnius University, Vilnius, Lithuania

H. Castilla-Valdez, E. De La Cruz-Burelo, I. Heredia-de La Cruz, R. Lopez-Fernandez, R. Magaña Villalba,
J. Martínez-Ortega, A. Sánchez-Hernández, L.M. Villasenor-Cendejas

Centro de Investigacion y de Estudios Avanzados del IPN, Mexico City, Mexico

S. Carrillo Moreno, F. Vazquez Valencia

Universidad Iberoamericana, Mexico City, Mexico

H.A. Salazar Ibarquen

Benemerita Universidad Autonoma de Puebla, Puebla, Mexico

E. Casimiro Linares, A. Morelos Pineda, M.A. Reyes-Santos

Universidad Autónoma de San Luis Potosí, San Luis Potosí, Mexico

D. Krofcheck

University of Auckland, Auckland, New Zealand

A.J. Bell, P.H. Butler, R. Doesburg, S. Reucroft, H. Silverwood

University of Canterbury, Christchurch, New Zealand

M. Ahmad, M.I. Asghar, J. Butt, H.R. Hoorani, S. Khalid, W.A. Khan, T. Khurshid, S. Qazi, M.A. Shah, M. Shoaib

National Centre for Physics, Quaid-I-Azam University, Islamabad, Pakistan

H. Bialkowska, B. Boimska, T. Frueboes, R. Gokieli, M. Górski, M. Kazana, K. Nawrocki, K. Romanowska-Rybinska, M. Szleper, G. Wrochna, P. Zalewski

National Centre for Nuclear Research, Swierk, Poland

G. Brona, K. Bunkowski, M. Cwiok, W. Dominik, K. Doroba, A. Kalinowski, M. Konecki, J. Krolikowski

Institute of Experimental Physics, Faculty of Physics, University of Warsaw, Warsaw, Poland

N. Almeida, P. Bargassa, A. David, P. Faccioli, P.G. Ferreira Parracho, M. Gallinaro, J. Seixas, J. Varela, P. Vischia

Laboratório de Instrumentação e Física Experimental de Partículas, Lisboa, Portugal

I. Belotelov, P. Bunin, M. Gavrilenko, I. Golutvin, I. Gorbunov, A. Kamenev, V. Karjavin, G. Kozlov, A. Lanev, A. Malakhov, P. Moisenz, V. Palichik, V. Perelygin, S. Shmatov, V. Smirnov, A. Volodko, A. Zarubin

Joint Institute for Nuclear Research, Dubna, Russia

S. Evstyukhin, V. Golovtsov, Y. Ivanov, V. Kim, P. Levchenko, V. Murzin, V. Oreshkin, I. Smirnov, V. Sulimov, L. Uvarov, S. Vavilov, A. Vorobyev, An. Vorobyev

Petersburg Nuclear Physics Institute, Gatchina (St. Petersburg), Russia

Yu. Andreev, A. Dermenev, S. Gninenko, N. Golubev, M. Kirsanov, N. Krasnikov, V. Matveev, A. Pashenkov, D. Tliso, A. Toropin

Institute for Nuclear Research, Moscow, Russia

V. Epshteyn, M. Erofeeva, V. Gavrilov, M. Kossov, N. Lychkovskaya, V. Popov, G. Safronov, S. Semenov, V. Stolin, E. Vlasov, A. Zhokin

Institute for Theoretical and Experimental Physics, Moscow, Russia

A. Belyaev, E. Boos, M. Dubinin⁴, L. Dudko, A. Ershov, A. Gribushin, V. Klyukhin, O. Kodolova, I. Lokhtin, A. Markina, S. Obraztsov, M. Perfilov, S. Petrushanko, A. Popov, L. Sarycheva[†], V. Savrin, A. Snigirev

Moscow State University, Moscow, Russia

V. Andreev, M. Azarkin, I. Dremin, M. Kirakosyan, A. Leonidov, G. Mesyats, S.V. Rusakov, A. Vinogradov

P.N. Lebedev Physical Institute, Moscow, Russia

I. Azhgirey, I. Bayshev, S. Bitioukov, V. Grishin⁵, V. Kachanov, D. Konstantinov, V. Krychkin, V. Petrov, R. Ryutin, A. Sobol, L. Tourtchanovitch, S. Troshin, N. Tyurin, A. Uzunian, A. Volkov

State Research Center of Russian Federation, Institute for High Energy Physics, Protvino, Russia

P. Adzic³², M. Djordjevic, M. Ekmedzic, D. Krpic³², J. Milosevic

University of Belgrade, Faculty of Physics and Vinca Institute of Nuclear Sciences, Belgrade, Serbia

M. Aguilar-Benitez, J. Alcaraz Maestre, P. Arce, C. Battilana, E. Calvo, M. Cerrada, M. Chamizo Llatas, N. Colino, B. De La Cruz, A. Delgado Peris, D. Domínguez Vázquez, C. Fernandez Bedoya, J.P. Fernández Ramos, A. Ferrando, J. Flix, M.C. Fouz, P. Garcia-Abia, O. Gonzalez Lopez, S. Goy Lopez, J.M. Hernandez, M.I. Josa, G. Merino, J. Puerta Pelayo, A. Quintario Olmeda, I. Redondo, L. Romero, J. Santaolalla, M.S. Soares, C. Willmott

Centro de Investigaciones Energéticas Medioambientales y Tecnológicas (CIEMAT), Madrid, Spain

C. Albajar, G. Codispoti, J.F. de Trocóniz

Universidad Autónoma de Madrid, Madrid, Spain

H. Brun, J. Cuevas, J. Fernandez Menendez, S. Folgueras, I. Gonzalez Caballero, L. Lloret Iglesias, J. Piedra Gomez

Universidad de Oviedo, Oviedo, Spain

J.A. Brochero Cifuentes, I.J. Cabrillo, A. Calderon, S.H. Chuang, J. Duarte Campderros, M. Felcini³³, M. Fernandez, G. Gomez, J. Gonzalez Sanchez, A. Graziano, C. Jorda, A. Lopez Virto, J. Marco, R. Marco, C. Martinez Rivero, F. Matorras, F.J. Munoz Sanchez, T. Rodrigo, A.Y. Rodríguez-Marrero, A. Ruiz-Jimeno, L. Scodellaro, I. Vila, R. Vilar Cortabitarte

Instituto de Física de Cantabria (IFCA), CSIC-Universidad de Cantabria, Santander, Spain

D. Abbaneo, E. Auffray, G. Auzinger, M. Bachtis, P. Baillon, A.H. Ball, D. Barney, J.F. Benitez, C. Bernet⁶, G. Bianchi, P. Bloch, A. Bocci, A. Bonato, C. Botta, H. Breuker, T. Camporesi, G. Cerminara, T. Christiansen, J.A. Coarasa Perez, D. D'Enterria, A. Dabrowski, A. De Roeck, S. Di Guida, M. Dobson, N. Dupont-Sagorin, A. Elliott-Peisert, B. Frisch, W. Funk, G. Georgiou, M. Giffels, D. Gigi, K. Gill, D. Giordano, M. Girone, M. Giunta, F. Glege, R. Gomez-Reino Garrido, P. Govoni, S. Gowdy, R. Guida, M. Hansen, P. Harris, C. Hartl, J. Harvey, B. Hegner, A. Hinzmann, V. Innocente, P. Janot, K. Kaadze, E. Karavakis, K. Kousouris, P. Lecoq, Y.-J. Lee, P. Lenzi, C. Lourenço, N. Magini, T. Mäki, M. Malberti, L. Malgeri, M. Mannelli, L. Masetti, F. Meijers, S. Mersi, E. Meschi, R. Moser, M.U. Mozer, M. Mulders, P. Musella, E. Nesvold, T. Orimoto, L. Orsini, E. Palencia Cortezon, E. Perez, L. Perrozzi, A. Petrilli, A. Pfeiffer, M. Pierini, M. Pimiä, D. Piparo, G. Polese, L. Quertenmont, A. Racz, W. Reece, J. Rodrigues Antunes, G. Rolandi³⁴, C. Rovelli³⁵, M. Rovere, H. Sakulin, F. Santanastasio, C. Schäfer, C. Schwick, I. Segoni, S. Sekmen, A. Sharma, P. Siegrist, P. Silva, M. Simon, P. Sphicas^{36,*}, D. Spiga, A. Tsiros, G.I. Veres²⁰, J.R. Vlimant, H.K. Wöhri, S.D. Worm³⁷, W.D. Zeuner

CERN, European Organization for Nuclear Research, Geneva, Switzerland

W. Bertl, K. Deiters, W. Erdmann, K. Gabathuler, R. Horisberger, Q. Ingram, H.C. Kaestli, S. König, D. Kotlinski, U. Langenegger, F. Meier, D. Renker, T. Rohe

Paul Scherrer Institut, Villigen, Switzerland

L. Bäni, P. Bortignon, M.A. Buchmann, B. Casal, N. Chanon, A. Deisher, G. Dissertori, M. Dittmar, M. Donegà, M. Dünser, J. Eugster, K. Freudenreich, C. Grab, D. Hits, P. Lecomte, W. Luster, A.C. Marini, P. Martinez Ruiz del Arbol, N. Mohr, F. Moortgat, C. Nägeli³⁸, P. Nef, F. Nessi-Tedaldi, F. Pandolfi, L. Pape, F. Pauss, M. Peruzzi, F.J. Ronga, M. Rossini, L. Sala, A.K. Sanchez, A. Starodumov³⁹, B. Stieger, M. Takahashi, L. Tauscher[†], A. Thea, K. Theofilatos, D. Treille, C. Urscheler, R. Wallny, H.A. Weber, L. Wehrli

Institute for Particle Physics, ETH Zurich, Zurich, Switzerland

C. Amsler⁴⁰, V. Chiochia, S. De Visscher, C. Favaro, M. Ivova Rikova, B. Millan Mejias, P. Otiougova, P. Robmann, H. Snoek, S. Tupputi, M. Verzetti

Universität Zürich, Zurich, Switzerland

Y.H. Chang, K.H. Chen, C. Ferro, C.M. Kuo, S.W. Li, W. Lin, Y.J. Lu, A.P. Singh, R. Volpe, S.S. Yu

National Central University, Chung-Li, Taiwan

P. Bartalini, P. Chang, Y.H. Chang, Y.W. Chang, Y. Chao, K.F. Chen, C. Dietz, U. Grundler, W.-S. Hou, Y. Hsiung, K.Y. Kao, Y.J. Lei, R.-S. Lu, D. Majumder, E. Petrakou, X. Shi, J.G. Shiu, Y.M. Tzeng, X. Wan, M. Wang

National Taiwan University (NTU), Taipei, Taiwan

B. Asavapibhop, N. Srimanobhas

Chulalongkorn University, Bangkok, Thailand

A. Adiguzel, M.N. Bakirci⁴¹, S. Cerci⁴², C. Dozen, I. Dumanoglu, E. Eskut, S. Girgis, G. Gokbulut, E. Gurbinar, I. Hos, E.E. Kangal, T. Karaman, G. Karapinar⁴³, A. Kayis Topaksu, G. Onengut, K. Ozdemir, S. Ozturk⁴⁴, A. Polatoz, K. Sogut⁴⁵, D. Sunar Cerci⁴², B. Tali⁴², H. Topakli⁴¹, L.N. Vergili, M. Vergili

Cukurova University, Adana, Turkey

I.V. Akin, T. Aliev, B. Bilin, S. Bilmis, M. Deniz, H. Gamsizkan, A.M. Guler, K. Ocalan, A. Ozpineci, M. Serin, R. Sever, U.E. Surat, M. Yalvac, E. Yildirim, M. Zeyrek

Middle East Technical University, Physics Department, Ankara, Turkey

E. Gülmez, B. Isildak⁴⁶, M. Kaya⁴⁷, O. Kaya⁴⁷, S. Ozkorucuklu⁴⁸, N. Sonmez⁴⁹

Bogazici University, Istanbul, Turkey

K. Cankocak

Istanbul Technical University, Istanbul, Turkey

L. Levchuk

National Scientific Center, Kharkov Institute of Physics and Technology, Kharkov, Ukraine

J.J. Brooke, E. Clement, D. Cussans, H. Flacher, R. Frazier, J. Goldstein, M. Grimes, G.P. Heath, H.F. Heath, L. Kreczko, S. Metson, D.M. Newbold³⁷, K. Nirunpong, A. Poll, S. Senkin, V.J. Smith, T. Williams

University of Bristol, Bristol, United Kingdom

L. Basso⁵⁰, K.W. Bell, A. Belyaev⁵⁰, C. Brew, R.M. Brown, D.J.A. Cockerill, J.A. Coughlan, K. Harder, S. Harper, J. Jackson, B.W. Kennedy, E. Olaiya, D. Petyt, B.C. Radburn-Smith, C.H. Shepherd-Themistocleous, I.R. Tomalin, W.J. Womersley

Rutherford Appleton Laboratory, Didcot, United Kingdom

R. Bainbridge, G. Ball, R. Beuselinck, O. Buchmuller, D. Colling, N. Cripps, M. Cutajar, P. Dauncey, G. Davies, M. Della Negra, W. Ferguson, J. Fulcher, D. Futyan, A. Gilbert, A. Guneratne Bryer, G. Hall, Z. Hatherell, J. Hays, G. Iles, M. Jarvis, G. Karapostoli, L. Lyons, A.-M. Magnan, J. Marrouche, B. Mathias, R. Nandi, J. Nash, A. Nikitenko³⁹, A. Papageorgiou, J. Pela, M. Pesaresi, K. Petridis, M. Pioppi⁵¹, D.M. Raymond, S. Rogerson, A. Rose, M.J. Ryan, C. Seez, P. Sharp[†], A. Sparrow, M. Stoye, A. Tapper, M. Vazquez Acosta, T. Virdee, S. Wakefield, N. Wardle, T. Whyntie

Imperial College, London, United Kingdom

M. Chadwick, J.E. Cole, P.R. Hobson, A. Khan, P. Kyberd, D. Leggat, D. Leslie, W. Martin, I.D. Reid, P. Symonds, L. Teodorescu, M. Turner

Brunel University, Uxbridge, United Kingdom

K. Hatakeyama, H. Liu, T. Scarborough

Baylor University, Waco, USA

O. Charaf, C. Henderson, P. Rumerio

The University of Alabama, Tuscaloosa, USA

A. Avetisyan, T. Bose, C. Fantasia, A. Heister, J. St. John, P. Lawson, D. Lazic, J. Rohlf, D. Sperka, L. Sulak

Boston University, Boston, USA

J. Alimena, S. Bhattacharya, G. Christopher, D. Cutts, Z. Demiragli, A. Ferapontov, A. Garabedian, U. Heintz, S. Jabeen, G. Kukartsev, E. Laird, G. Landsberg, M. Luk, M. Narain, D. Nguyen, M. Segala, T. Sinthuprasith, T. Speer

Brown University, Providence, USA

R. Breedon, G. Breto, M. Calderon De La Barca Sanchez, S. Chauhan, M. Chertok, J. Conway, R. Conway, P.T. Cox, J. Dolen, R. Erbacher, M. Gardner, R. Houtz, W. Ko, A. Kopecky, R. Lander, O. Mall, T. Miceli, D. Pellett, F. Ricci-tam, B. Rutherford, M. Searle, J. Smith, M. Squires, M. Tripathi, R. Vasquez Sierra, R. Yohay

University of California, Davis, Davis, USA

V. Andreev, D. Cline, R. Cousins, J. Duris, S. Erhan, P. Everaerts, C. Farrell, J. Hauser, M. Ignatenko, C. Jarvis, G. Rakness, P. Schlein[†], P. Traczyk, V. Valuev, M. Weber

University of California, Los Angeles, Los Angeles, USA

J. Babb, R. Clare, M.E. Dinardo, J. Ellison, J.W. Gary, F. Giordano, G. Hanson, G.Y. Jeng⁵², H. Liu, O.R. Long, A. Luthra, H. Nguyen, S. Paramesvaran, J. Sturdy, S. Sumowidagdo, R. Wilken, S. Wimpenny

University of California, Riverside, Riverside, USA

W. Andrews, J.G. Branson, G.B. Cerati, S. Cittolin, D. Evans, F. Golf, A. Holzner, R. Kelley, M. Lebourgeois, J. Letts, I. Macneill, B. Mangano, S. Padhi, C. Palmer, G. Petrucciani, M. Pieri, M. Sani, V. Sharma, S. Simon, E. Sudano, M. Tadel, Y. Tu, A. Vartak, S. Wasserbaech⁵³, F. Würthwein, A. Yagil, J. Yoo

University of California, San Diego, La Jolla, USA

D. Barge, R. Bellan, C. Campagnari, M. D'Alfonso, T. Danielson, K. Flowers, P. Geffert, J. Incandela, C. Justus, P. Kalavase, D. Kovalskyi, V. Krutelyov, S. Lowette, N. Mccoll, V. Pavlunin, J. Ribnik, J. Richman, R. Rossin, D. Stuart, W. To, C. West

University of California, Santa Barbara, Santa Barbara, USA

A. Apresyan, A. Bornheim, Y. Chen, E. Di Marco, J. Duarte, M. Gataullin, Y. Ma, A. Mott, H.B. Newman, C. Rogan, M. Spiropulu, V. Timciuc, J. Veverka, R. Wilkinson, S. Xie, Y. Yang, R.Y. Zhu

California Institute of Technology, Pasadena, USA

V. Azzolini, A. Calamba, R. Carroll, T. Ferguson, Y. Iiyama, D.W. Jang, Y.F. Liu, M. Paulini, H. Vogel, I. Vorobiev

Carnegie Mellon University, Pittsburgh, USA

J.P. Cumalat, B.R. Drell, W.T. Ford, A. Gaz, E. Luiggi Lopez, J.G. Smith, K. Stenson, K.A. Ulmer, S.R. Wagner

University of Colorado at Boulder, Boulder, USA

J. Alexander, A. Chatterjee, N. Eggert, L.K. Gibbons, B. Heltsley, A. Khukhunaishvili, B. Kreis, N. Mirman, G. Nicolas Kaufman, J.R. Patterson, A. Ryd, E. Salvati, W. Sun, W.D. Teo, J. Thom, J. Thompson, J. Tucker, J. Vaughan, Y. Weng, L. Winstrom, P. Wittich

Cornell University, Ithaca, USA

D. Winn

Fairfield University, Fairfield, USA

S. Abdullin, M. Albrow, J. Anderson, L.A.T. Bauerdick, A. Beretvas, J. Berryhill, P.C. Bhat, K. Burkett, J.N. Butler, V. Chetluru, H.W.K. Cheung, F. Chlebana, V.D. Elvira, I. Fisk, J. Freeman, Y. Gao, D. Green, O. Gutsche, J. Hanlon, R.M. Harris, J. Hirschauer, B. Hooberman, S. Jindariani, M. Johnson, U. Joshi, B. Kilminster, B. Klima, S. Kunori, S. Kwan, C. Leonidopoulos⁵⁴, J. Linacre, D. Lincoln, R. Lipton, J. Lykken, K. Maeshima, J.M. Marraffino, S. Maruyama, D. Mason, P. McBride, K. Mishra, S. Mrenna, Y. Musienko⁵⁵, C. Newman-Holmes, V. O'Dell, O. Prokofyev, E. Sexton-Kennedy, S. Sharma, W.J. Spalding, L. Spiegel, L. Taylor, S. Tkaczyk, N.V. Tran, L. Uplegger, E.W. Vaandering, R. Vidal, J. Whitmore, W. Wu, F. Yang, J.C. Yun

Fermi National Accelerator Laboratory, Batavia, USA

D. Acosta, P. Avery, D. Bourilkov, M. Chen, T. Cheng, S. Das, M. De Gruttola, G.P. Di Giovanni, D. Dobur, A. Drozdetskiy, R.D. Field, M. Fisher, Y. Fu, I.K. Furic, J. Gartner, J. Hugon, B. Kim, J. Konigsberg, A. Korytov, A. Kropivnitskaya, T. Kypreos, J.F. Low, K. Matchev, P. Milenovic⁵⁶, G. Mitselmakher, L. Muniz, M. Park, R. Remington, A. Rinkevicius, P. Sellers, N. Skhirtladze, M. Snowball, J. Yelton, M. Zakaria

University of Florida, Gainesville, USA

V. Gaultney, S. Hewamanage, L.M. Lebolo, S. Linn, P. Markowitz, G. Martinez, J.L. Rodriguez

Florida International University, Miami, USA

T. Adams, A. Askew, J. Bochenek, J. Chen, B. Diamond, S.V. Gleyzer, J. Haas, S. Hagopian, V. Hagopian, M. Jenkins, K.F. Johnson, H. Prosper, V. Veeraraghavan, M. Weinberg

Florida State University, Tallahassee, USA

M.M. Baarmand, B. Dorney, M. Hohlmann, H. Kalakhety, I. Vodopiyanov, F. Yumiceva

Florida Institute of Technology, Melbourne, USA

M.R. Adams, I.M. Anghel, L. Apanasevich, Y. Bai, V.E. Bazterra, R.R. Betts, I. Bucinskaite, J. Callner, R. Cavanaugh, O. Evdokimov, L. Gauthier, C.E. Gerber, D.J. Hofman, S. Khalatyan, F. Lacroix, C. O'Brien, C. Silkworth, D. Strom, P. Turner, N. Varelas

University of Illinois at Chicago (UIC), Chicago, USA

U. Akgun, E.A. Albayrak, B. Bilki⁵⁷, W. Clarida, F. Duru, J.-P. Merlo, H. Mermerkaya⁵⁸, A. Mestvirishvili, A. Moeller, J. Nachtman, C.R. Newsom, E. Norbeck, Y. Onel, F. Ozok⁵⁹, S. Sen, P. Tan, E. Tiras, J. Wetzel, T. Yetkin, K. Yi

The University of Iowa, Iowa City, USA

B.A. Barnett, B. Blumenfeld, S. Bolognesi, D. Fehling, G. Giurgiu, A.V. Gritsan, Z.J. Guo, G. Hu, P. Maksimovic, M. Swartz, A. Whitbeck

Johns Hopkins University, Baltimore, USA

P. Baringer, A. Bean, G. Benelli, R.P. Kenny III, M. Murray, D. Noonan, S. Sanders, R. Stringer, G. Tinti, J.S. Wood, V. Zhukova

The University of Kansas, Lawrence, USA

A.F. Barfuss, T. Bolton, I. Chakaberia, A. Ivanov, S. Khalil, M. Makouski, Y. Maravin, S. Shrestha, I. Svintradze

Kansas State University, Manhattan, USA

J. Gronberg, D. Lange, F. Rebassoo, D. Wright

Lawrence Livermore National Laboratory, Livermore, USA

A. Baden, B. Calvert, S.C. Eno, J.A. Gomez, N.J. Hadley, R.G. Kellogg, M. Kirn, T. Kolberg, Y. Lu, M. Marionneau, A.C. Mignerey, K. Pedro, A. Skuja, J. Temple, M.B. Tonjes, S.C. Tonwar, E. Twedt

University of Maryland, College Park, USA

A. Apyan, G. Bauer, J. Bendavid, W. Busza, E. Butz, I.A. Cali, M. Chan, V. Dutta, G. Gomez Ceballos, M. Goncharov, K.A. Hahn, Y. Kim, M. Klute, K. Krajczar⁶⁰, P.D. Luckey, T. Ma, S. Nahn, C. Paus, D. Ralph, C. Roland, G. Roland, M. Rudolph, G.S.F. Stephans, F. Stöckli, K. Sumorok, K. Sung, D. Velicanu, E.A. Wenger, R. Wolf, B. Wyslouch, M. Yang, Y. Yilmaz, A.S. Yoon, M. Zanetti

Massachusetts Institute of Technology, Cambridge, USA

S.I. Cooper, B. Dahmes, A. De Benedetti, G. Franzoni, A. Gude, S.C. Kao, K. Klapoetke, Y. Kubota, J. Mans, N. Pastika, R. Rusack, M. Sasseville, A. Singovsky, N. Tambe, J. Turkewitz

University of Minnesota, Minneapolis, USA

L.M. Cremaldi, R. Kroeger, L. Perera, R. Rahmat, D.A. Sanders

University of Mississippi, University, USA

E. Avdeeva, K. Bloom, S. Bose, D.R. Claes, A. Dominguez, M. Eads, J. Keller, I. Kravchenko, J. Lazo-Flores, S. Malik, G.R. Snow

University of Nebraska-Lincoln, Lincoln, USA

A. Godshalk, I. Iashvili, S. Jain, A. Kharchilava, A. Kumar, S. Rappoccio

State University of New York at Buffalo, Buffalo, USA

G. Alverson, E. Barberis, D. Baumgartel, M. Chasco, J. Haley, D. Nash, D. Trocino, D. Wood, J. Zhang

Northeastern University, Boston, USA

A. Anastassov, A. Kubik, N. Mucia, N. Odell, R.A. Ofierzynski, B. Pollack, A. Pozdnyakov, R. Sarkar, M. Schmitt, S. Stoynev, M. Velasco, S. Won

Northwestern University, Evanston, USA

L. Antonelli, D. Berry, A. Brinkerhoff, K.M. Chan, M. Hildreth, C. Jessop, D.J. Karmgard, J. Kolb, K. Lannon, W. Luo, S. Lynch, N. Marinelli, D.M. Morse, T. Pearson, M. Planer, R. Ruchti, J. Slaunwhite, N. Valls, M. Wayne, M. Wolf

University of Notre Dame, Notre Dame, USA

B. Bylsma, L.S. Durkin, C. Hill, R. Hughes, K. Kotov, T.Y. Ling, D. Puigh, M. Rodenburg, C. Vuosalo, G. Williams, B.L. Winer

The Ohio State University, Columbus, USA

E. Berry, P. Elmer, V. Halyo, P. Hebda, J. Hegeman, A. Hunt, P. Jindal, S.A. Koay, D. Lopes Pegna, P. Lujan, D. Marlow, T. Medvedeva, M. Mooney, J. Olsen, P. Piroué, X. Quan, A. Raval, H. Saka, D. Stickland, C. Tully, J.S. Werner, A. Zuranski

Princeton University, Princeton, USA

E. Brownson, A. Lopez, H. Mendez, J.E. Ramirez Vargas

University of Puerto Rico, Mayaguez, USA

E. Alagoz, V.E. Barnes, D. Benedetti, G. Bolla, D. Bortoletto, M. De Mattia, A. Everett, Z. Hu, M. Jones, O. Koybasi, M. Kress, A.T. Laasanen, N. Leonardo, V. Maroussov, P. Merkel, D.H. Miller, N. Neumeister, I. Shipsey, D. Silvers, A. Svyatkovskiy, M. Vidal Marono, H.D. Yoo, J. Zablocki, Y. Zheng

Purdue University, West Lafayette, USA

S. Guragain, N. Parashar

Purdue University Calumet, Hammond, USA

A. Adair, B. Akgun, C. Boulahouache, K.M. Ecklund, F.J.M. Geurts, W. Li, B.P. Padley, R. Redjimi, J. Roberts, J. Zabel

Rice University, Houston, USA

B. Betchart, A. Bodek, Y.S. Chung, R. Covarelli, P. de Barbaro, R. Demina, Y. Eshaq, T. Ferbel, A. Garcia-Bellido, P. Goldenzweig, J. Han, A. Harel, D.C. Miner, D. Vishnevskiy, M. Zielinski

University of Rochester, Rochester, USA

A. Bhatti, R. Ciesielski, L. Demortier, K. Goulianos, G. Lungu, S. Malik, C. Mesropian

The Rockefeller University, New York, USA

S. Arora, A. Barker, J.P. Chou, C. Contreras-Campana, E. Contreras-Campana, D. Duggan, D. Ferencek, Y. Gershtein, R. Gray, E. Halkiadakis, D. Hidas, A. Lath, S. Panwalkar, M. Park, R. Patel, V. Rekovic, J. Robles, K. Rose, S. Salur, S. Schnetzer, C. Seitz, S. Somalwar, R. Stone, S. Thomas, M. Walker

Rutgers, the State University of New Jersey, Piscataway, USA

G. Cerizza, M. Hollingsworth, S. Spanier, Z.C. Yang, A. York

University of Tennessee, Knoxville, USA

R. Eusebi, W. Flanagan, J. Gilmore, T. Kamon⁶¹, V. Khotilovich, R. Montalvo, I. Osipenkov, Y. Pakhotin, A. Perloff, J. Roe, A. Safonov, T. Sakuma, S. Sengupta, I. Suarez, A. Tatarinov, D. Toback

Texas A&M University, College Station, USA

N. Akchurin, J. Damgov, C. Dragoiu, P.R. Duderu, C. Jeong, K. Kovitanggoon, S.W. Lee, T. Libeiro, Y. Roh, I. Volobouev

Texas Tech University, Lubbock, USA

E. Appelt, A.G. Delannoy, C. Florez, S. Greene, A. Gurrola, W. Johns, P. Kurt, C. Maguire, A. Melo, M. Sharma, P. Sheldon, B. Snook, S. Tuo, J. Velkovska

Vanderbilt University, Nashville, USA

M.W. Arenton, M. Balazs, S. Boutle, B. Cox, B. Francis, J. Goodell, R. Hirosky, A. Ledovskoy, C. Lin, C. Neu, J. Wood

University of Virginia, Charlottesville, USA

S. Gollapinni, R. Harr, P.E. Karchin, C. Kottachchi Kankanamge Don, P. Lamichhane, A. Sakharov

Wayne State University, Detroit, USA

M. Anderson, D. Belknap, L. Borrello, D. Carlsmith, M. Cepeda, S. Dasu, E. Friis, L. Gray, K.S. Grogg, M. Grothe, R. Hall-Wilton, M. Herndon, A. Hervé, P. Klabbers, J. Klukas, A. Lanaro, C. Lazaridis, J. Leonard, R. Loveless, A. Mohapatra, I. Ojalvo, F. Palmonari, G.A. Pierro, I. Ross, A. Savin, W.H. Smith, J. Swanson

University of Wisconsin, Madison, USA

* Corresponding author.

† Deceased.

¹ Also at Vienna University of Technology, Vienna, Austria.

² Also at National Institute of Chemical Physics and Biophysics, Tallinn, Estonia.

³ Also at Universidade Federal do ABC, Santo Andre, Brazil.

⁴ Also at California Institute of Technology, Pasadena, USA.

⁵ Also at CERN, European Organization for Nuclear Research, Geneva, Switzerland.

⁶ Also at Laboratoire Leprince-Ringuet, Ecole Polytechnique, IN2P3–CNRS, Palaiseau, France.

⁷ Also at Suez Canal University, Suez, Egypt.

⁸ Also at Zewail City of Science and Technology, Zewail, Egypt.

⁹ Also at Cairo University, Cairo, Egypt.

¹⁰ Also at Fayoum University, El-Fayoum, Egypt.

¹¹ Also at British University, Cairo, Egypt.

¹² Now at Ain Shams University, Cairo, Egypt.

¹³ Also at National Centre for Nuclear Research, Swierk, Poland.

¹⁴ Also at Université de Haute-Alsace, Mulhouse, France.

¹⁵ Also at Joint Institute for Nuclear Research, Dubna, Russia.

¹⁶ Also at Moscow State University, Moscow, Russia.

¹⁷ Also at Brandenburg University of Technology, Cottbus, Germany.

¹⁸ Also at The University of Kansas, Lawrence, USA.

¹⁹ Also at Institute of Nuclear Research ATOMKI, Debrecen, Hungary.

²⁰ Also at Eötvös Loránd University, Budapest, Hungary.

²¹ Also at Tata Institute of Fundamental Research – HECR, Mumbai, India.

²² Also at University of Visva-Bharati, Santiniketan, India.

²³ Also at Sharif University of Technology, Tehran, Iran.

²⁴ Also at Isfahan University of Technology, Isfahan, Iran.

²⁵ Also at Shiraz University, Shiraz, Iran.

²⁶ Also at Plasma Physics Research Center, Science and Research Branch, Islamic Azad University, Teheran, Iran.

²⁷ Also at Facoltà Ingegneria, Università di Roma, Roma, Italy.

²⁸ Also at Università della Basilicata, Potenza, Italy.

²⁹ Also at Università degli Studi Guglielmo Marconi, Roma, Italy.

³⁰ Also at Università degli Studi di Siena, Siena, Italy.

³¹ Also at University of Bucharest, Faculty of Physics, Bucuresti-Magurele, Romania.

³² Also at Faculty of Physics of University of Belgrade, Belgrade, Serbia.

³³ Also at University of California, Los Angeles, Los Angeles, USA.

³⁴ Also at Scuola Normale e Sezione dell'INFN, Pisa, Italy.

³⁵ Also at INFN Sezione di Roma; Università di Roma "La Sapienza", Roma, Italy.

³⁶ Also at University of Athens, Athens, Greece.

³⁷ Also at Rutherford Appleton Laboratory, Didcot, United Kingdom.

³⁸ Also at Paul Scherrer Institut, Villigen, Switzerland.

³⁹ Also at Institute for Theoretical and Experimental Physics, Moscow, Russia.

⁴⁰ Also at Albert Einstein Center for Fundamental Physics, Bern, Switzerland.

⁴¹ Also at Gaziosmanpasa University, Tokat, Turkey.

⁴² Also at Adiyaman University, Adiyaman, Turkey.

⁴³ Also at Izmir Institute of Technology, Izmir, Turkey.

⁴⁴ Also at The University of Iowa, Iowa City, USA.

⁴⁵ Also at Mersin University, Mersin, Turkey.

⁴⁶ Also at Ozyegin University, Istanbul, Turkey.

⁴⁷ Also at Kafkas University, Kars, Turkey.

⁴⁸ Also at Suleyman Demirel University, Isparta, Turkey.

⁴⁹ Also at Ege University, Izmir, Turkey.

⁵⁰ Also at School of Physics and Astronomy, University of Southampton, Southampton, United Kingdom.

⁵¹ Also at INFN Sezione di Perugia; Università di Perugia, Perugia, Italy.

⁵² Also at University of Sydney, Sydney, Australia.

⁵³ Also at Utah Valley University, Orem, USA.

⁵⁴ Now at University of Edinburgh, Scotland, Edinburgh, United Kingdom.

⁵⁵ Also at Institute for Nuclear Research, Moscow, Russia.

⁵⁶ Also at University of Belgrade, Faculty of Physics and Vinca Institute of Nuclear Sciences, Belgrade, Serbia.

⁵⁷ Also at Argonne National Laboratory, Argonne, USA.

⁵⁸ Also at Erzincan University, Erzincan, Turkey.

⁵⁹ Also at Mimar Sinan University, Istanbul, Istanbul, Turkey.

⁶⁰ Also at KFKI Research Institute for Particle and Nuclear Physics, Budapest, Hungary.

⁶¹ Also at Kyungpook National University, Daegu, Republic of Korea.